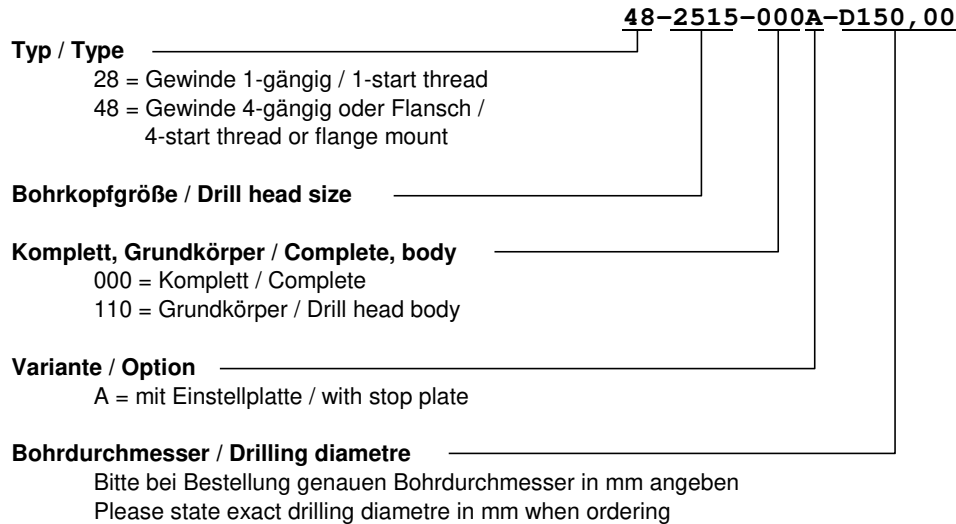
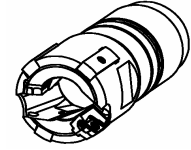
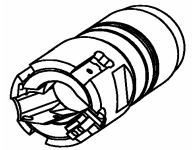
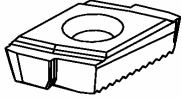
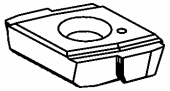







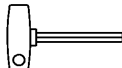



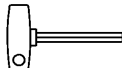




**Kernbohrkopf Typ 28 und Typ 48 System BTA
Trepanning head Type 28 and Type 48 System BTA****Bestellinformationen
Ordering information****Bestellbeispiel:
Ordering example:****48-3225-000A-D240,00**




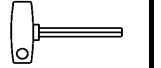
(Kernbohrkopf mit Flanschbefestigung für BR-Ø226, mit Einstellplatte, Bohr-Ø 240,00 mm)
(Trepanning head with flange mount for drill tube dia. 226, with stop plate, drilling dia. 240,00 mm)

- Bitte beachten Sie unsere Sicherheitshinweise unter www.botek.de.
- Es gelten unsere allgemeinen Geschäftsbedingungen, welche wir als bekannt voraussetzen.
- Wir behalten uns Änderungen jeder Art vor, die aus technischer Weiterentwicklung resultieren. Diese können grundsätzlich nicht als Reklamation anerkannt werden.
- Änderungen, Druckfehler und Irrtum vorbehalten.
- Please note our safety pointers at www.botek.de.
- Our General Standard Terms and Conditions, which we assume as known, apply.
- We reserve the right to make modifications in the interests of technical improvement. Such modifications cannot, in principle, be accepted as justifiable reasons for complaint.
- Subject to change. The manufacturer accepts no responsibility for misprints and other errors.

Kernbohrkopf Typ 28/48 System BTA Gewinde 1-gängig / Gewinde 4-gängig
Trepanning head Type 28/48 System BTA 1-start thread / 4-start thread

Bohrkopfgröße Drill head size	Schnittbreite Cutting depth	Bohrbereich Drilling range von bis from to	Bohrrohr ø Da Drill tube outer dia Da [mm]	Bohrkopf Drill head			Kassette mit Außenschneide Cartridge with peripheral insert			2 x Schraube Kassette 2 x Screw Cartridge	Kernschneide Core insert		Führungsleisten Guide pads	
				Komplett Complete 	Grundkörper Drill head body 	Schlüssel Wrench	1 x Wendeplatte 1 x Indexable insert 	Variante A Option A			1 x Wendeplatte 1 x Indexable insert 	1 x Unterlage 1 x Shim 	3 x Führungsleiste 3 x Guide pad 	3 x Schraube 3 x Screw 
14	18,5	55,00 - 55,49	51x39	48-140118-000A	48-140118-110			48-1018-720A	01-2050-610-S.. 			34-1320-412		
		55,50 - 55,99		48-140218-000A	48-140218-110			48-101801-720A						
		56,00 - 56,49		48-140318-000A	48-140318-110			48-1018-720A						
		56,50 - 56,99		48-140418-000A	48-140418-110			48-101801-720A						
		57,00 - 57,49		48-140518-000A	48-140518-110			48-1018-720A						
		57,50 - 57,99		48-140618-000A	48-140618-110			48-101801-720A						
		58,00 - 58,49		48-140718-000A	48-140718-110			48-1018-720A						
		58,50 - 58,99		48-140818-000A	48-140818-110			48-101801-720A						
		59,00 - 59,49		48-140918-000A	48-140918-110			48-1018-720A						
		59,50 - 59,99		48-141018-000A	48-141018-110			48-101801-720A						
15	18,5	60,00 - 60,49	56x43 Gr.15	48-150118-000A	48-150118-110	48-1018-310 	21-0400-830 (M 4x9) 	48-1018-720A	01-0200-860 (M 2,5x4,3) 	M4x8 DIN 912 	48-1018-210	48-1018-710 	22-1200-840 (M 3,5x11,4) 	
		60,50 - 60,99		48-150218-000A	48-150218-110			48-101801-720A						
		61,00 - 61,49		48-150318-000A	48-150318-110			48-1018-720A						
		61,50 - 61,99		48-150418-000A	48-150418-110			48-101801-720A						
		62,00 - 62,49		48-150518-000A	48-150518-110			48-1018-720A						
		62,50 - 62,99		48-150618-000A	48-150618-110			48-101801-720A						
		63,00 - 63,49		48-150718-000A	48-150718-110			48-1018-720A						
		63,50 - 63,99		48-150818-000A	48-150818-110			48-101801-720A						
		64,00 - 64,49		48-150918-000A	48-150918-110			48-1018-720A						
		64,50 - 64,99		48-151018-000A	48-151018-110			48-101801-720A						
16	18,5	65,00 - 65,49	62x48	48-160118-000A	48-160118-110		22-0900-935 	48-1018-720A	Bei Nach- bestellung bitte Maß S angeben When reordering please state dimension S	29-0300-900 	48-1018-210	M 4x6 DIN 914 	42-1500-410 	
		65,50 - 65,99		48-160218-000A	48-160218-110			48-101801-720A						
		66,00 - 66,49		48-160318-000A	48-160318-110			48-1018-720A						
		66,50 - 66,99		48-160418-000A	48-160418-110			48-101801-720A						
		67,00 - 67,49		48-160518-000A	48-160518-110			48-1018-720A						
		67,50 - 67,99		48-160618-000A	48-160618-110			48-101801-720A						
		68,00 - 68,49		48-160718-000A	48-160718-110			48-1018-720A						
		68,50 - 68,99		48-160818-000A	48-160818-110			48-101801-720A						
		69,00 - 69,49		48-160918-000A	48-160918-110			48-1018-720A						
		69,50 - 69,99		48-161018-000A	48-161018-110			48-101801-720A						


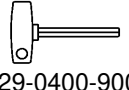
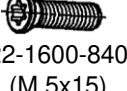


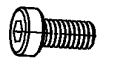





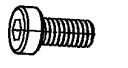




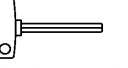


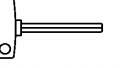


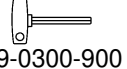












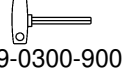



















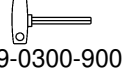















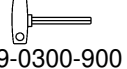












Kernbohrkopf Typ 28/48 System BTA Gewinde 1-gängig / Gewinde 4-gängig
Trepanning head Type 28/48 System BTA 1-start thread / 4-start thread

Bohrkopfgröße Drill head size	Schnittbreite Cutting depth	Bohrbereich Drilling range von from bis to	Bohrrohr ø Da Drill tube outer dia Da [mm]	Bohrkopf Drill head			Kassette mit Außenschneide Cartridge with peripheral insert			2 x Schraube Kassette 2 x Screw Cartridge	Kernschneide Core insert		Führungsleisten Guide pads	
				Komplett Complete	Grundkörper Drill head body	Schlüssel Wrench	1 x Wendepatte 1 x Indexable insert	Variante A Option A 1 x Kassette 1 x Cartridge 1 x Einstellplatte 1 x Stop plate			1 x Wendepatte 1 x Indexable insert	1 x Unterlage 1 x Shim	3 x Führungsleiste 3 x Guide pad	3 x Schraube 3 x Screw
18	27	73,00 - 73,49	68x53	48-180127-000A	48-180127-110			48-2027-720A						
		73,50 - 73,99		48-180227-000A	48-180227-110			48-202701-720A						
		74,00 - 74,49		48-180327-000A	48-180327-110			48-2027-720A						
		74,50 - 74,99		48-180427-000A	48-180427-110			48-202701-720A						
		75,00 - 75,49		48-180527-000A	48-180527-110			48-2027-720A						
		75,50 - 75,99		48-180627-000A	48-180627-110			48-202701-720A						
		76,00 - 76,49		48-180727-000A	48-180727-110			48-2027-720A						
		76,50 - 76,99		48-180827-000A	48-180827-110			48-202701-720A						
		77,00 - 77,49		48-180927-000A	48-180927-110			48-2027-720A						
		77,50 - 77,99		48-181027-000A	48-181027-110			48-202701-720A						
		78,00 - 78,49		48-181127-000A	48-181127-110			48-2027-720A						
		78,50 - 78,99		48-181227-000A	48-181227-110			48-202701-720A						
		79,00 - 79,49		48-181327-000A	48-181327-110			48-2027-720A						
		79,50 - 79,99		48-181427-000A	48-181427-110			48-202701-720A						
19	27	80,00 - 80,49	75x59	48-190127-000A	48-190127-110	48-2027-310		48-2027-720A	01-2400-610-S..		48-2027-210	48-2027-710	42-1910-410	22-1600-840 (M 5x15)
		80,50 - 80,99		48-190227-000A	48-190227-110			48-202701-720A						
		81,00 - 81,49		48-190327-000A	48-190327-110			48-2027-720A						
		81,50 - 81,99		48-190427-000A	48-190427-110			48-202701-720A						
		82,00 - 82,49		48-190527-000A	48-190527-110			48-2027-720A						
		82,50 - 82,99		48-190627-000A	48-190627-110			48-202701-720A						
		83,00 - 83,49		48-190727-000A	48-190727-110			48-2027-720A						
		83,50 - 83,99		48-190827-000A	48-190827-110			48-202701-720A						
		84,00 - 84,49		48-190927-000A	48-190927-110			48-2027-720A						
		84,50 - 84,99		48-191027-000A	48-191027-110			48-202701-720A						
		85,00 - 85,49		48-191127-000A	48-191127-110			48-2027-720A						
		85,50 - 85,99		48-191227-000A	48-191227-110			48-202701-720A						
		86,00 - 86,49		48-191327-000A	48-191327-110			48-2027-720A						
		86,50 - 86,99		48-191427-000A	48-191427-110			48-202701-720A						
20	27	87,00 - 87,49	82x66	48-200127-000A	48-200127-110	22-1200-830 (M 5x12,5)		48-2027-720A	Bei Nachbestellung bitte Maß S angeben		48-2027-210	48-2027-710	42-1920-410	22-1200-935
		87,50 - 87,99		48-200227-000A	48-200227-110			48-202701-720A						
		88,00 - 88,49		48-200327-000A	48-200327-110			48-2027-720A						
		88,50 - 88,99		48-200427-000A	48-200427-110			48-202701-720A						
		89,00 - 89,49		48-200527-000A	48-200527-110			48-2027-720A						
		89,50 - 89,99		48-200627-000A	48-200627-110			48-202701-720A						
		90,00 - 90,49		48-200727-000A	48-200727-110			48-2027-720A						
		90,50 - 90,99		48-200827-000A	48-200827-110			48-202701-720A						
		91,00 - 91,49		48-200927-000A	48-200927-110			48-2027-720A						
		91,50 - 91,99		48-201027-000A	48-201027-110			48-202701-720A						
		92,00 - 92,49		48-201127-000A	48-201127-110			48-2027-720A						
		92,50 - 92,99		48-201227-000A	48-201227-110			48-202701-720A						
		93,00 - 93,49		48-201327-000A	48-201327-110			48-2027-720A						
		93,50 - 93,99		48-201427-000A	48-201427-110			48-202701-720A						
		94,00 - 94,49		48-201527-000A	48-201527-110			48-2027-720A						
		94,50 - 94,99		48-201627-000A	48-201627-110			48-202701-720A						
		95,00 - 95,49		48-201727-000A	48-201727-110			48-2027-720A						
		95,50 - 95,99		48-201827-000A	48-201827-110			48-202701-720A						



Kernbohrkopf Typ 28/48 System BTA Gewinde 1-gängig / Gewinde 4-gängig
Trepanning head Type 28/48 System BTA 1-start thread / 4-start thread

Bohrkopfgröße Drill head size	Schnittbreite Cutting depth	Bohrbereich Drilling range von bis from to	Bohrrohr ø Da Drill tube outer dia Da [mm]	Bohrkopf Drill head			Kassette mit Außenschneide Cartridge with peripheral insert			2 x Schraube Kassette 2 x Screw Cartridge	Kernschneide Core insert		Führungsleisten Guide pads	
				Komplett Complete	Grundkörper Drill head body	Schlüssel Wrench	1 x Wendepatte 1 x Indexable insert	Variante A Option A			1 x Wendepatte 1 x Indexable insert	1 x Unterlage 1 x Shim	3 x Führungsleiste 3 x Guide pad	3 x Schraube 3 x Screw
19		80,00 - 80,49	75x59	48-190130-000A	48-190130-110		1 x Wendepatte 1 x Indexable insert	48-2030-720A		2 x Schraube Kassette 2 x Screw Cartridge	1 x Wendepatte 1 x Indexable insert	1 x Unterlage 1 x Shim	3 x Führungsleiste 3 x Guide pad	3 x Schraube 3 x Screw
		80,50 - 80,99		48-190230-000A				48-203001-720A						
		81,00 - 81,49		48-190330-000A				48-2030-720A						
		81,50 - 81,99		48-190430-000A				48-203001-720A						
		82,00 - 82,49		48-190530-000A				48-2030-720A						
		82,50 - 82,99		48-190630-000A				48-203001-720A						
		83,00 - 83,49		48-190730-000A				48-2030-720A						
		83,50 - 83,99		48-190830-000A				48-203001-720A						
		84,00 - 84,49		48-190930-000A				48-2030-720A						
		84,50 - 84,99		48-191030-000A				48-203001-720A						
		85,00 - 85,49		48-191130-000A				48-2030-720A						
		85,50 - 85,99		48-191230-000A				48-203001-720A						
		86,00 - 86,49		48-191330-000A				48-2030-720A						
		86,50 - 86,99		48-191430-000A				48-203001-720A						
20	30	87,00 - 87,49	82x66	48-200130-000A	48-200130-110	48-2030-310	1 x Wendepatte 1 x Indexable insert	48-2030-720A	21-0200-860 (M 2,5x4,7)	M 4x10 DIN 912	1 x Wendepatte 1 x Indexable insert	1 x Unterlage 1 x Shim	3 x Führungsleiste 3 x Guide pad	3 x Schraube 3 x Screw
		87,50 - 87,99		48-200230-000A				48-203001-720A						
		88,00 - 88,49		48-200330-000A				48-2030-720A						
		88,50 - 88,99		48-200430-000A				48-203001-720A						
		89,00 - 89,49		48-200530-000A				48-2030-720A						
		89,50 - 89,99		48-200630-000A				48-203001-720A						
		90,00 - 90,49		48-200730-000A				48-2030-720A						
		90,50 - 90,99		48-200830-000A				48-203001-720A						
		91,00 - 91,49		48-200930-000A				48-2030-720A						
		91,50 - 91,99		48-201030-000A				48-203001-720A						
		92,00 - 92,49		48-201130-000A				48-2030-720A						
		92,50 - 92,99		48-201230-000A				48-203001-720A						
		93,00 - 93,49		48-201330-000A				48-2030-720A						
		93,50 - 93,99		48-201430-000A				48-203001-720A						
		94,00 - 94,49		48-201530-000A				48-2030-720A						
		94,50 - 94,99		48-201630-000A				48-203001-720A						
		95,00 - 95,49		48-201730-000A				48-2030-720A						
		95,50 - 95,99		48-201830-000A				48-203001-720A						
		96,00 - 96,49		48-201930-000A				48-2030-720A						
		96,50 - 96,99		48-202030-000A				48-203001-720A						
97,00 - 97,49	48-202130-000A	48-2030-720A												
97,50 - 97,99	48-202230-000A	48-203001-720A												
98,00 - 98,49	48-202330-000A	48-2030-720A												
98,50 - 98,99	48-202430-000A	48-203001-720A												


Kernbohrkopf Typ 28/48 System BTA Gewinde 1-gängig / Gewinde 4-gängig
Trepanning head Type 28/48 System BTA 1-start thread / 4-start thread

Bohrkopfgröße Drill head size	Schnittbreite Cutting depth	Bohrbereich Drilling range von from bis to	Bohrrohr ø Da Drill tube outer dia Da [mm]	Bohrkopf Drill head		Kassette mit Außenschneide Cartridge with peripheral insert				2 x Schraube Kassette 2 x Screw Cartridge	Kassette mit Kernschneide Cartridge with core insert			Führungsleisten Guide pads																																																										
				Komplett Complete	Grundkörper Drill head body	1 x Wendeplatte 1 x Indexable insert	1 x Schraube 1 x Screw	Variante A Option A			1 x Wendeplatte 1 x Indexable insert	1 x Unterlage 1 x Shim	1 x Kassette 1 x Cartridge	3 x Führungsleiste 3 x Guide pad	3 x Leistenunterlage 3 x Shim	3 x Anschlag 3 x Stop pins																																																								
21	34,00	99,00 - 99,49	94x78	48-2111-000A	48-2110-110	22-1632-310	22-1500-830 (M 6x14)	48-2298-720A	01-3750-610-S.. 	M 5x16 DIN 912 	48-2200-210	48-2200-710	48-2100-740	48-2110-411		34-1600-400 * 	42-1900-150 																																																							
	34,25	99,50 - 99,99		48-2112-000A		22-1633-310		48-2299-720A										(2x) M 5x10 DIN 6912 	22-1600-840 (M 5x15)	22-0800-840 (M 3x8,2) (6St./pcs)	22-1200-831 (M 5x14,2) 																																																			
	34,50	100,00 - 100,49		48-2113-000A		22-1634-310		48-2200-720A														29-0300-900 	48-2120-411	22-0600-935 	22-1200-935 																																															
	34,75	100,50 - 100,99		48-2114-000A		22-1641-310		48-2201-720A																		22-1500-831 (M 6x17,5) 	M 3x6 DIN 912 	22-1600-840 (M 5x15) 	22-0600-935 	22-1200-935 																																										
	35,00	101,00 - 101,49		48-2115-000A		22-1642-310		48-2202-720A																							22-1500-935 	29-0400-900 	48-2200-740	48-2130-411	42-2200-400 ** 	42-2200-150 																																				
	35,25	101,50 - 101,99		48-2116-000A		22-1643-310		48-2298-720A																													Bei Nachbestellung bitte Maß S angeben	29-0250-900 	48-2200-740	48-2130-411	42-2200-400 ** 	42-2200-150 																														
	35,50	102,00 - 102,49		48-2117-000A		22-1642-310		48-2299-720A																																			When reordering please state dimension S	29-0300-900 	22-1600-840 (M 5x15) 	22-1200-935 	29-0300-900 																									
	35,75	102,50 - 102,99		48-2118-000A		22-1643-310		48-2200-720A																																								48-2201-720A	22-1500-935 	48-2200-740	48-2130-411	42-2200-400 ** 	42-2200-150 																			
	35,00	103,00 - 103,49		48-2121-000A		22-1632-310		48-2298-720A																																														48-2202-720A	29-0400-900 	48-2200-740	48-2130-411	42-2200-400 ** 	42-2200-150 													
	35,25	103,50 - 103,99		48-2122-000A		22-1633-310		48-2299-720A																																																				48-2298-720A	29-0250-900 	48-2200-740	48-2130-411	42-2200-400 ** 	42-2200-150 							
	35,50	104,00 - 104,49		48-2123-000A		22-1634-310		48-2200-720A																																																										48-2299-720A	29-0300-900 	22-1600-840 (M 5x15) 	22-1200-935 	29-0300-900 		
	35,75	104,50 - 104,99		48-2124-000A		22-1641-310		48-2201-720A																																																															48-2200-720A	22-1500-831 (M 6x17,5) 
	36,00	105,00 - 105,49		48-2125-000A	22-1642-310	48-2202-720A	48-2201-720A	29-0400-900 	48-2200-740	48-2130-411	42-2200-400 ** 	42-2200-150 																																																												
	36,25	105,50 - 105,99		48-2126-000A	22-1643-310	48-2298-720A							48-2202-720A	29-0250-900 	48-2200-740	48-2130-411	42-2200-400 ** 	42-2200-150 																																																						
	36,50	106,00 - 106,49		48-2127-000A	22-1642-310	48-2299-720A													48-2200-720A	22-1500-935 	48-2200-740	48-2130-411	42-2200-400 ** 	42-2200-150 																																																
	36,75	106,50 - 106,99		48-2128-000A	22-1643-310	48-2200-720A																			48-2201-720A	29-0400-900 	48-2200-740	48-2130-411	42-2200-400 ** 	42-2200-150 																																										
	37,00	107,00 - 107,49		48-2129-000A	22-1642-310	48-2202-720A																									48-2202-720A	29-0250-900 	48-2200-740	48-2130-411	42-2200-400 ** 	42-2200-150 																																				
	37,25	107,50 - 107,99		48-2130-000A	22-1643-310	48-2298-720A																															48-2202-720A	29-0300-900 	48-2200-740	48-2130-411	42-2200-400 ** 	42-2200-150 																														
	36,00	108,00 - 108,49		48-2131-000A	22-1632-310	48-2299-720A																																					48-2202-720A	22-1500-935 	48-2200-740	48-2130-411	42-2200-400 ** 																									
	36,25	108,50 - 108,99		48-2132-000A	22-1633-310	48-2200-720A																																										48-2202-720A	29-0400-900 	48-2200-740	48-2130-411	42-2200-400 ** 	42-2200-150 																			
	36,50	109,00 - 109,49		48-2133-000A	22-1634-310	48-2201-720A																																																48-2202-720A	29-0250-900 	48-2200-740	48-2130-411	42-2200-400 ** 	42-2200-150 													
	36,75	109,50 - 109,99		48-2134-000A	22-1641-310	48-2202-720A																																																						48-2202-720A	22-1500-935 	48-2200-740	48-2130-411	42-2200-400 ** 	42-2200-150 							
	37,00	110,00 - 110,49		48-2135-000A	22-1642-310	48-2298-720A																																																												48-2202-720A	29-0400-900 	48-2200-740	48-2130-411	42-2200-400 ** 		
	37,25	110,50 - 110,99		48-2136-000A	22-1643-310	48-2299-720A																																																																	48-2202-720A	29-0300-900 
	37,50	111,00 - 111,49		48-2137-000A	22-1642-310	48-2200-720A	48-2202-720A	22-1500-935 	48-2200-740	48-2130-411	42-2200-400 ** 	42-2200-150 																																																												
	37,75	111,50 - 111,99		48-2138-000A	22-1643-310	48-2201-720A							48-2202-720A	29-0400-900 	48-2200-740	48-2130-411	42-2200-400 ** 	42-2200-150 																																																						
	38,00	112,00 - 112,49		48-2139-000A	22-1642-310	48-2202-720A													48-2202-720A	29-0250-900 	48-2200-740	48-2130-411	42-2200-400 ** 	42-2200-150 																																																
	38,25	112,50 - 112,99		48-2140-000A	22-1643-310	48-2298-720A																			48-2202-720A	22-1500-935 	48-2200-740	48-2130-411	42-2200-400 ** 	42-2200-150 																																										

Kernbohrkopf Typ 28/48 System BTA Gewinde 1-gängig / Gewinde 4-gängig
Trepanning head Type 28/48 System BTA 1-start thread / 4-start thread

Bohrkopfgröße Drill head size	Schnittbreite Cutting depth	Bohrbereich Drilling range von bis from to	Bohrrohr ø Da Drill tube outer dia Da [mm]	Bohrkopf Drill head		Kassette mit Außenschneide Cartridge with peripheral insert				2 x Schraube Kassette 2 x Screw Cartridge	Kassette mit Kernschneide Cartridge with core insert			Führungsleisten Guide pads																																			
				Komplett Complete	Grundkörper Drill head body	1 x Wendeplatte 1 x Indexable insert	1 x Schraube 1 x Screw	Variante A Option A			1 x Wendeplatte 1 x Indexable insert	1 x Unterlage 1 x Shim	1 x Kassette 1 x Cartridge	3 x Führungsleiste 3 x Guide pad	3 x Leistenunterlage 3 x Shim	3 x Anschlag 3 x Stop pins																																	
22	38,00	113,00 - 113,49	106x88	48-2211-000A	48-2210-110	22-1632-310	22-1500-830 (M 6x14)	48-2298-720A	01-3750-610-S.. 	M 5x16 DIN 912		48-2200-210	48-2200-710	48-2200-740	48-2210-411	42-2200-400	42-2200-150																																
	38,25	113,50 - 113,99		48-2212-000A		22-1633-310		48-2299-720A							21-0600-860 (M 3x6,7)			22-1500-831 (M 6x17,5)	M 3x6 DIN 912	(2x) M 5x10 DIN 912	22-1600-840 (M 5x15)																												
	38,50	114,00 - 114,49		48-2213-000A		22-1634-310		Bei Nachbestellung bitte Maß S angeben													22-0600-935	22-1500-935	29-0250-900	29-0400-900	22-1200-935																								
	38,75	114,50 - 114,99		48-2214-000A		22-1641-310																			When reordering please state dimension S	22-1500-935	29-0250-900	29-0400-900	48-2220-411																				
	39,00	115,00 - 115,49		48-2215-000A		22-1642-310																							22-1500-935	22-1500-935	29-0250-900	29-0400-900	22-1600-840 (M 5x15)																
	39,25	115,50 - 115,99		48-2216-000A		22-1643-310																											22-1500-935	22-1500-935	29-0250-900	29-0400-900	22-1200-935												
	39,50	116,00 - 116,49		48-2217-000A		22-1642-310																															22-1500-935	22-1500-935	29-0250-900	29-0400-900	48-2220-411								
	39,75	116,50 - 116,99		48-2218-000A		22-1643-310																																			22-1500-935	22-1500-935	29-0250-900	29-0400-900	22-1600-840 (M 5x15)				
	40,00	117,00 - 117,49		48-2219-000A		22-1642-310																																							22-1500-935	22-1500-935	29-0250-900	29-0400-900	22-1200-935
	40,25	117,50 - 117,99		48-2220-000A		22-1643-310																																											22-1500-935
	37,30	118,00 - 118,49		48-2221-000A	22-1632-310	22-1500-935	22-1500-935		29-0250-900	29-0400-900	22-1600-840 (M 5x15)																																						
	37,55	118,50 - 118,99		48-2222-000A	22-1633-310						22-1500-935	22-1500-935	29-0250-900	29-0400-900	22-1200-935																																		
	37,80	119,00 - 119,49		48-2223-000A	22-1634-310			22-1500-935							22-1500-935	29-0250-900	29-0400-900	48-2220-411																															
	38,05	119,50 - 119,99		48-2224-000A	22-1641-310													22-1500-935	22-1500-935	29-0250-900	29-0400-900	22-1600-840 (M 5x15)																											
	38,30	120,00 - 120,49		48-2225-000A	22-1642-310																	22-1500-935	22-1500-935	29-0250-900	29-0400-900	22-1200-935																							
	38,55	120,50 - 120,99		48-2226-000A	22-1643-310																					22-1500-935	22-1500-935	29-0250-900	29-0400-900	48-2220-411																			
	38,80	121,00 - 121,49		48-2227-000A	22-1642-310																									22-1500-935	22-1500-935	29-0250-900	29-0400-900	22-1600-840 (M 5x15)															
	39,05	121,50 - 121,99		48-2228-000A	22-1643-310																													22-1500-935	22-1500-935	29-0250-900	29-0400-900	22-1200-935											
	39,30	122,00 - 122,49		48-2229-000A	22-1642-310																																	22-1500-935	22-1500-935	29-0250-900	29-0400-900	48-2220-411							
	39,55	122,50 - 122,99		48-2230-000A	22-1643-310																																					22-1500-935	22-1500-935	29-0250-900	29-0400-900	22-1600-840 (M 5x15)			
39,80	123,00 - 123,49	48-2231-000A	22-1642-310	22-1500-935	22-1500-935	29-0250-900	29-0400-900		22-1200-935																																								
40,05	123,50 - 123,99	48-2232-000A	22-1643-310						22-1500-935	22-1500-935	29-0250-900	29-0400-900	48-2220-411																																				




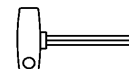


















Kernbohrkopf Typ 28/48 System BTA Gewinde 1-gängig / Gewinde 4-gängig
Trepanning head Type 28/48 System BTA 1-start thread / 4-start thread

Bohrkopfgröße Drill head size	Schnittbreite Cutting depth	Bohrbereich Drilling range von bis from to	Bohrrohr ø Da Drill tube outer dia Da [mm]	Bohrkopf Drill head		Kassette mit Außenschneide Cartridge with peripheral insert				2 x Schraube Kassette 2 x Screw Cartridge	Kassette mit Kernschneide Cartridge with core insert			Führungsleisten Guide pads		
				Komplett Complete	Grundkörper Drill head body	1 x Wendeplatte 1 x Indexable insert	1 x Schraube 1 x Screw	Variante A Option A			1 x Wendeplatte 1 x Indexable insert	1 x Unterlage 1 x Shim	1 x Kassette 1 x Cartridge	3 x Führungsleiste 3 x Guide pad	3 x Leisten- unterlage 3 x Shim	3 x Anschlag 3 x Stop pins
23	38,50	124,00 - 124,49	118x94	48-2311-000A	48-2310-110	22-1634-310	22-1500-830 (M 6x14)	48-2299-720A	01-3750-610-S.. 	M 5x16 DIN 912	48-2200-210	48-2200-710	48-2200-740	48-2310-411	42-2200-400	42-2200-150
	38,75	124,50 - 124,99		48-2312-000A		22-1641-310		48-2200-720A						22-1600-840 (M 5x15)		
	39,00	125,00 - 125,49		48-2313-000A		22-1642-310		48-2201-720A						22-1200-935		
	39,25	125,50 - 125,99		48-2314-000A		22-1643-310		48-2202-720A								
	39,50	126,00 - 126,49		48-2315-000A		22-1642-310		48-2298-720A								
	39,75	126,50 - 126,99		48-2316-000A		22-1643-310		21-0600-860 (M 3x6,7)								
	40,00	127,00 - 127,49		48-2317-000A		22-1642-310		22-0600-935								
	40,25	127,50 - 127,99		48-2318-000A		22-1643-310		Bei Nach- bestellung bitte Maß S angeben								
	38,00	128,00 - 128,49		48-2321-000A		22-1632-310		When reordering please state dimension S								
	38,25	128,50 - 128,99		48-2322-000A		22-1633-310										
	38,50	129,00 - 129,49		48-2323-000A		22-1634-310										
	38,75	129,50 - 129,99		48-2324-000A		22-1641-310										
	39,00	130,00 - 130,49		48-2325-000A	22-1642-310											
	39,25	130,50 - 130,99		48-2326-000A	22-1643-310											
	39,50	131,00 - 131,49		48-2327-000A	22-1642-310											
	39,75	131,50 - 131,99		48-2328-000A	22-1643-310											
	40,00	132,00 - 132,49		48-2329-000A	22-1642-310											
	40,25	132,50 - 132,99		48-2330-000A	22-1643-310											
	38,00	133,00 - 133,49		48-2331-000A	22-1632-310											
	38,25	133,50 - 133,99		48-2332-000A	22-1633-310											
	38,50	134,00 - 134,49		48-2333-000A	22-1634-310											
	38,75	134,50 - 134,99		48-2334-000A	22-1641-310											
	39,00	135,00 - 135,49		48-2335-000A	22-1642-310											
	39,25	135,50 - 135,99		48-2336-000A	22-1643-310											
	39,50	136,00 - 136,49		48-2337-000A	22-1642-310											
	39,75	136,50 - 136,99		48-2338-000A	22-1643-310											
	40,00	137,00 - 137,49		48-2339-000A	22-1642-310											
	40,25	137,50 - 137,99		48-2340-000A	22-1643-310											

Kernbohrkopf Typ 28/48 System BTA Gewinde 1-gängig / Gewinde 4-gängig
Trepanning head Type 28/48 System BTA 1-start thread / 4-start thread

2022/03/03

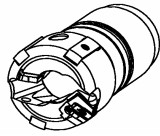
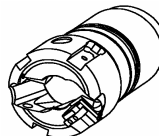


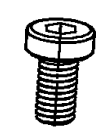

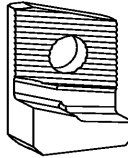
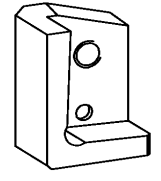
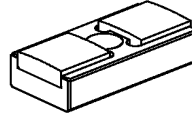


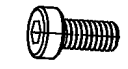
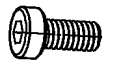



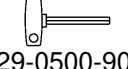
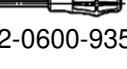


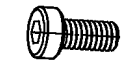
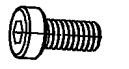
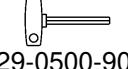


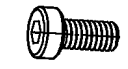
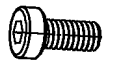
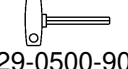


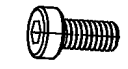
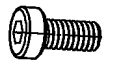
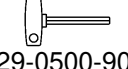


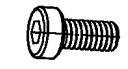
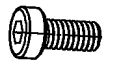
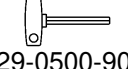


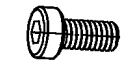
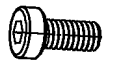
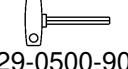


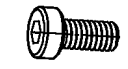
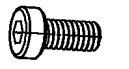
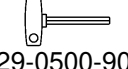


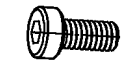
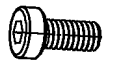
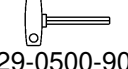


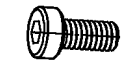
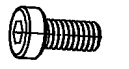
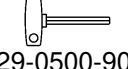


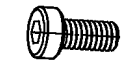
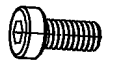
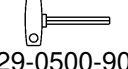


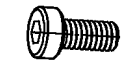
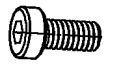
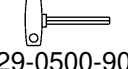


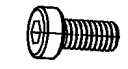
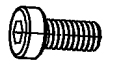
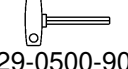


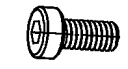
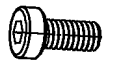
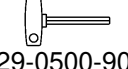


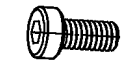
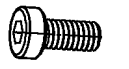
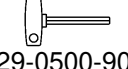


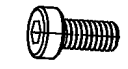
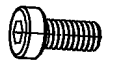
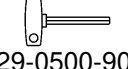


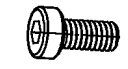
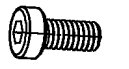
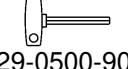


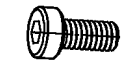
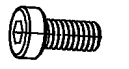
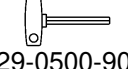


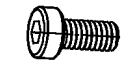
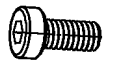
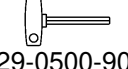


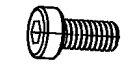
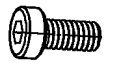
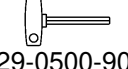


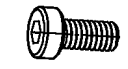
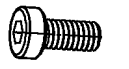
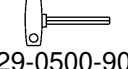


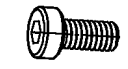
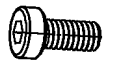
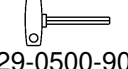




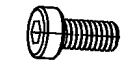
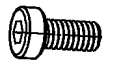
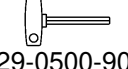


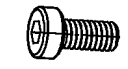
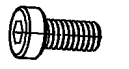
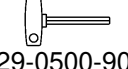


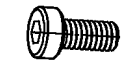
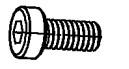
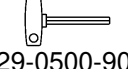


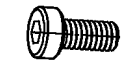
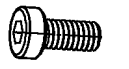
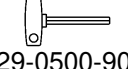


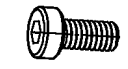
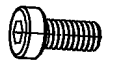
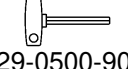


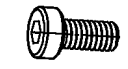
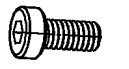
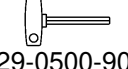


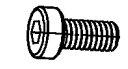
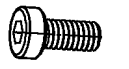
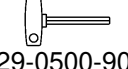


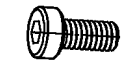
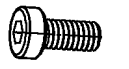
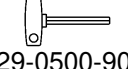


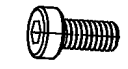
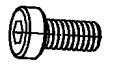
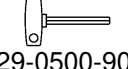


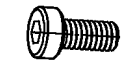
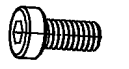
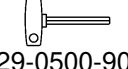


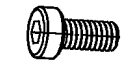
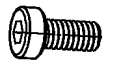
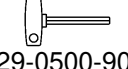

S.10

Bohrkopfgröße Drill head size	Schnittbreite Cutting depth	Bohrbereich Drilling range von from bis to	Bohrrohr ø Da Drill tube outer dia Da [mm]	Bohrkopf Drill head		Kassette mit Außenschneide Cartridge with peripheral insert				2 x Schraube Kassette 2 x Screw Cartridge	Kassette mit Kernschneide Cartridge with core insert			Führungsleisten Guide pads																																																																																																																					
				Komplett Complete	Grundkörper Drill head body	1 x Wendepatte 1 x Indexable insert	1 x Schraube 1 x Screw	Variante A Option A			1 x Wendepatte 1 x Indexable insert	1 x Unterlage 1 x Shim	1 x Kassette 1 x Cartridge	3 x Führungsleiste 3 x Guide pad																																																																																																																					
24	38,00	138,00 - 138,49	130x104	48-2411-000A	48-2410-110	22-1632-310	22-1500-830 (M 6x14)	48-2298-720A	01-3750-610-S.. 	M 5x16 DIN 912		48-2200-210	48-2200-710	48-2200-740	48-2410-411  M 6x12 DIN 912																																																																																																																				
	38,25	138,50 - 138,99		48-2412-000A		22-1633-310		48-2299-720A								Bei Nachbestellung bitte Maß S angeben When reordering please state dimension S		22-1500-831 (M 6x17,5)	M 3x6 DIN 912	(2x) M 5x12 DIN 912	48-2420-411  M 6x12 DIN 912																																																																																																														
	38,50	139,00 - 139,49		48-2413-000A		22-1634-310		48-2200-720A														22-0600-935 	22-0600-935	22-1500-935 (M 6x17,5)	M 3x6 DIN 912	29-0250-900	29-0400-900	29-0500-900																																																																																																							
	38,75	139,50 - 139,99		48-2414-000A		22-1641-310		48-2201-720A																					22-1500-935 	22-1500-935	22-1500-935	M 3x6 DIN 912	29-0250-900	29-0400-900	29-0500-900																																																																																																
	39,00	140,00 - 140,49		48-2415-000A		22-1642-310		48-2202-720A																												22-1500-935 	22-1500-935	22-1500-935	M 3x6 DIN 912	29-0250-900	29-0400-900	29-0500-900																																																																																									
	39,25	140,50 - 140,99		48-2416-000A		22-1643-310		48-2298-720A																																			22-1500-935 	22-1500-935	22-1500-935	M 3x6 DIN 912	29-0250-900	29-0400-900	29-0500-900																																																																																		
	39,50	141,00 - 141,49		48-2417-000A		22-1642-310		48-2299-720A																																										22-1500-935 	22-1500-935	22-1500-935	M 3x6 DIN 912	29-0250-900	29-0400-900	29-0500-900																																																																											
	39,75	141,50 - 141,99		48-2418-000A		22-1643-310		48-2200-720A																																																	22-1500-935 	22-1500-935	22-1500-935	M 3x6 DIN 912	29-0250-900	29-0400-900	29-0500-900																																																																				
	40,00	142,00 - 142,49		48-2419-000A		22-1642-310		48-2201-720A																																																								22-1500-935 	22-1500-935	22-1500-935	M 3x6 DIN 912	29-0250-900	29-0400-900	29-0500-900																																																													
	40,25	142,50 - 142,99		48-2420-000A		22-1643-310		48-2202-720A																																																															22-1500-935 	22-1500-935	22-1500-935	M 3x6 DIN 912	29-0250-900	29-0400-900	29-0500-900																																																						
	38,00	143,00 - 143,49		48-2421-000A	22-1632-310	48-2298-720A	22-1500-935 	22-1500-935	22-1500-935	M 3x6 DIN 912	29-0250-900	29-0400-900	29-0500-900																																																																																																																						
	38,25	143,50 - 143,99		48-2422-000A	22-1633-310	48-2299-720A								22-1500-935 	22-1500-935																																																															22-1500-935	M 3x6 DIN 912	29-0250-900	29-0400-900	29-0500-900																																																	
	38,50	144,00 - 144,49		48-2423-000A	22-1634-310	48-2200-720A																																																																													22-1500-935 	22-1500-935	22-1500-935	M 3x6 DIN 912	29-0250-900	29-0400-900	29-0500-900																																										
	38,75	144,50 - 144,99		48-2424-000A	22-1641-310	48-2201-720A																																																																																				22-1500-935 	22-1500-935	22-1500-935	M 3x6 DIN 912	29-0250-900	29-0400-900	29-0500-900																																			
	39,00	145,00 - 145,49		48-2425-000A	22-1642-310	48-2202-720A																																																																																											22-1500-935 	22-1500-935	22-1500-935	M 3x6 DIN 912	29-0250-900	29-0400-900	29-0500-900																												
	39,25	145,50 - 145,99		48-2426-000A	22-1643-310	48-2298-720A																																																																																																		22-1500-935 	22-1500-935	22-1500-935	M 3x6 DIN 912	29-0250-900	29-0400-900	29-0500-900																					
	39,50	146,00 - 146,49		48-2427-000A	22-1642-310	48-2299-720A																																																																																																									22-1500-935 	22-1500-935	22-1500-935	M 3x6 DIN 912	29-0250-900	29-0400-900	29-0500-900														
	39,75	146,50 - 146,99		48-2428-000A	22-1643-310	48-2200-720A																																																																																																																22-1500-935 	22-1500-935	22-1500-935	M 3x6 DIN 912	29-0250-900	29-0400-900	29-0500-900							
	40,00	147,00 - 147,49		48-2429-000A	22-1642-310	48-2201-720A																																																																																																																							22-1500-935 	22-1500-935	22-1500-935	M 3x6 DIN 912	29-0250-900	29-0400-900	29-0500-900
	40,25	147,50 - 147,99		48-2430-000A	22-1643-310	48-2202-720A																																																																																																																													

Kernbohrkopf Typ 28/48 System BTA Gewinde 1-gängig / Gewinde 4-gängig
Trepanning head Type 28/48 System BTA 1-start thread / 4-start thread

2022/03/03

S.11

Bohrkopfgröße Drill head size	Schnittbreite Cutting depth	Bohrbereich Drilling range von from bis to	Bohrrohr ø Da Drill tube outer dia Da [mm]	Bohrkopf Drill head		Kassette mit Außenschneide Cartridge with peripheral insert					2 x Schraube Kassette 2 x Screw Cartridge	Kassette mit Kernschneide Cartridge with core insert			Führungsleisten Guide pads																																																									
				Komplett Complete 	Grundkörper Drill head body 	1 x Wendepatte 1 x Indexable insert 	1 x Schraube 1 x Screw 	Variante A Option A		1 x Schraube Kassette 1 x Screw Cartridge 		1 x Wendepatte 1 x Indexable insert 	1 x Unterlage 1 x Shim 	1 x Kassette 1 x Cartridge 	3 x Führungsleiste 3 x Guide pad 																																																									
25	38,00	148,00 - 148,49	142x116	48-2511-000A	48-2510-110	22-1632-310	22-1500-830 (M 6x14)	48-2298-720A	01-3750-610-S.. 	M 5x16 DIN 912	48-2200-210 	48-2200-710 	48-2200-740 	48-2510-411  M 6x12 DIN 912																																																										
	38,25	148,50 - 148,99		48-2512-000A		22-1633-310		48-2299-720A							21-0600-860 (M 3x6,7) 	22-1500-831 (M 6x17,5) 	M 3x6 DIN 912	(2x) M 5x12 DIN 912	29-0500-900 																																																					
	38,50	149,00 - 149,49		48-2513-000A		22-1634-310		Bei Nachbestellung bitte Maß S angeben 												22-0600-935 	22-1500-935 	29-0250-900 	29-0400-900 	29-0500-900 																																																
	38,75	149,50 - 149,99		48-2514-000A		22-1641-310																			When reordering please state dimension S	22-1500-935 	22-1500-935 	29-0250-900 	29-0400-900 	29-0500-900 																																										
	39,00	150,00 - 150,49		48-2515-000A		22-1642-310																									48-2200-720A	22-1500-935 	22-1500-935 	29-0250-900 	29-0400-900 	29-0500-900 																																				
	39,25	150,50 - 150,99		48-2516-000A		22-1643-310																															48-2201-720A	22-1500-935 	22-1500-935 	29-0250-900 	29-0400-900 	29-0500-900 																														
	39,50	151,00 - 151,49		48-2517-000A		22-1642-310																																					48-2202-720A	22-1500-935 	22-1500-935 	29-0250-900 	29-0400-900 	29-0500-900 																								
	39,75	151,50 - 151,99		48-2518-000A		22-1643-310																																											48-2298-720A	22-1500-935 	22-1500-935 	29-0250-900 	29-0400-900 	29-0500-900 																		
	40,00	152,00 - 152,49		48-2519-000A		22-1643-310																																																	48-2299-720A	22-1500-935 	22-1500-935 	29-0250-900 	29-0400-900 	29-0500-900 												
	40,25	152,50 - 152,99		48-2520-000A		22-1643-310																																																							48-2200-720A	22-1500-935 	22-1500-935 	29-0250-900 	29-0400-900 	29-0500-900 						
	38,00	153,00 - 153,49		48-2521-000A		22-1632-310																																																													48-2201-720A	22-1500-935 	22-1500-935 	29-0250-900 	29-0400-900 	29-0500-900 
	38,25	153,50 - 153,99		48-2522-000A		22-1633-310																																																																		
	38,50	154,00 - 154,49		48-2523-000A	22-1634-310	48-2298-720A	22-1500-935 		22-1500-935 	29-0250-900 	29-0400-900 	29-0500-900 																																																												
	38,75	154,50 - 154,99		48-2524-000A	22-1641-310								48-2299-720A	22-1500-935 	22-1500-935 	29-0250-900 	29-0400-900 	29-0500-900 																																																						
	39,00	155,00 - 155,49		48-2525-000A	22-1642-310			48-2200-720A											22-1500-935 	22-1500-935 	29-0250-900 	29-0400-900 	29-0500-900 																																																	
	39,25	155,50 - 155,99		48-2526-000A	22-1643-310																			48-2201-720A	22-1500-935 	22-1500-935 	29-0250-900 	29-0400-900 	29-0500-900 																																											
	39,50	156,00 - 156,49		48-2527-000A	22-1642-310																									48-2202-720A	22-1500-935 	22-1500-935 	29-0250-900 	29-0400-900 	29-0500-900 																																					
	39,75	156,50 - 156,99		48-2528-000A	22-1643-310																															48-2298-720A	22-1500-935 	22-1500-935 	29-0250-900 	29-0400-900 	29-0500-900 																															
	40,00	157,00 - 157,49		48-2529-000A	22-1642-310																																					48-2299-720A	22-1500-935 	22-1500-935 	29-0250-900 	29-0400-900 	29-0500-900 																									
	40,25	157,50 - 157,99		48-2530-000A	22-1643-310																																											48-2200-720A	22-1500-935 	22-1500-935 	29-0250-900 	29-0400-900 	29-0500-900 																			
	38,50	158,00 - 158,49		48-2531-000A	22-1634-310																																																	48-2201-720A	22-1500-935 	22-1500-935 	29-0250-900 	29-0400-900 	29-0500-900 													
38,75	158,50 - 158,99	48-2532-000A	22-1641-310	48-2202-720A	22-1500-935 																																																							22-1500-935 	29-0250-900 	29-0400-900 	29-0500-900 									
39,00	159,00 - 159,49	48-2533-000A	22-1642-310																																																													48-2298-720A	22-1500-935 	22-1500-935 	29-0250-900 	29-0400-900 	29-0500-900 			
39,25	159,50 - 159,99	48-2534-000A	22-1643-310																																																																			48-2299-720A	22-1500-935 	22-1500-935 
						48-2200-720A	22-1500-935 		22-1500-935 	29-0250-900 	29-0400-900 	29-0500-900 																																																												
													48-2201-720A	22-1500-935 	22-1500-935 	29-0250-900 	29-0400-900 	29-0500-900 																																																						
								48-2202-720A											22-1500-935 	22-1500-935 	29-0250-900 	29-0400-900 	29-0500-900 																																																	
																								48-2298-720A	22-1500-935 	22-1500-935 	29-0250-900 	29-0400-900 	29-0500-900 																																											
																														48-2299-720A	22-1500-935 	22-1500-935 	29-0250-900 	29-0400-900 	29-0500-900 																																					
																																				48-2200-720A	22-1500-935 	22-1500-935 	29-0250-900 	29-0400-900 	29-0500-900 																															
																																										48-2201-720A	22-1500-935 	22-1500-935 	29-0250-900 	29-0400-900 	29-0500-900 																									
																																																48-2202-720A	22-1500-935 	22-1500-935 	29-0250-900 	29-0400-900 	29-0500-900 																			
																																																						48-2298-720A	22-1500-935 	22-1500-935 	29-0250-900 	29-0400-900 	29-0500-900 													
				48-2299-720A	22-1500-935 																																																							22-1500-935 	29-0250-900 	29-0400-900 	29-0500-900 									
																																																																48-2200-720A	22-1500-935 	22-1500-935 	29-0250-900 	29-0400-900 	29-0500-900 			
																																																																						48-2201-720A	22-1500-935 	22-1500-935

Kernbohrkopf Typ 28/48 System BTA Gewinde 1-gängig / Gewinde 4-gängig
Trepanning head Type 28/48 System BTA 1-start thread / 4-start thread

2022/03/03

S.12

Bohrkopfgröße Drill head size	Schnittbreite Cutting depth	Bohrbereich Drilling range von from bis to	Bohrrohr ø Da Drill tube outer dia Da [mm]	Bohrkopf Drill head		Kassette mit Außenschneide Cartridge with peripheral insert				2 x Schraube Kassette 2 x Screw Cartridge	Kassette mit Kernschneide Cartridge with core insert			Führungsleisten Guide pads																												
				Komplett Complete	Grundkörper Drill head body	1 x Wendepatte 1 x Indexable insert	1 x Schraube 1 x Screw	Variante A Option A			1 x Wendepatte 1 x Indexable insert	1 x Unterlage 1 x Shim	1 x Kassette 1 x Cartridge	3 x Führungsleiste 3 x Guide pad																												
26	39,00	160,00 - 160,49	154x128	48-2611-000A	48-2610-110	22-1642-310	22-1500-830 (M 6x14)	48-2200-720A	01-3750-610-S..	DIN 912 M 5x20	48-2200-210	48-2200-710	48-2200-740	48-2610-411																												
	39,25	160,50 - 160,99		48-2612-000A		22-1643-310		48-2201-720A							21-0600-860 (M 3x6,7)	22-1500-831 (M 6x17,5)	M 3x6 DIN 912	(2x) M 5x12 DIN 912	M 6x14 DIN 912																							
	39,50	161,00 - 161,49		48-2613-000A		22-1642-310		48-2202-720A												22-0600-935	29-0400-900	22-1500-935	29-0250-900	29-0400-900																		
	39,75	161,50 - 161,99		48-2614-000A		22-1643-310		48-2298-720A																	Bei Nachbestellung bitte Maß S angeben	When reordering please state dimension S	29-0500-900															
	40,00	162,00 - 162,49		48-2615-000A		22-1642-310		48-2299-720A																					22-1500-935	29-0400-900												
	40,25	162,50 - 162,99		48-2616-000A		22-1643-310		48-2200-720A																								48-2620-110	22-1500-935	29-0400-900	M 6x14 DIN 912							
	38,00	163,00 - 163,49		48-2621-000A	22-1632-310	48-2201-720A																																				
	38,25	163,50 - 163,99		48-2622-000A	22-1633-310	48-2202-720A																																				
	38,50	164,00 - 164,49		48-2623-000A	22-1634-310	48-2201-720A																																				
	38,75	164,50 - 164,99		48-2624-000A	22-1641-310	48-2202-720A																																				
	39,00	165,00 - 165,49		48-2625-000A	22-1642-310	48-2201-720A																																				
	39,25	165,50 - 165,99		48-2626-000A	22-1643-310	48-2202-720A																																				
	39,50	166,00 - 166,49		48-2627-000A	22-1642-310	48-2201-720A																																				
	39,75	166,50 - 166,99		48-2628-000A	22-1643-310	48-2202-720A																																				
	40,00	167,00 - 167,49		48-2629-000A	22-1642-310	48-2201-720A																																				
	40,25	167,50 - 167,99		48-2630-000A	22-1643-310	48-2202-720A																																				

Kernbohrkopf Typ 28/48 System BTA Gewinde 1-gängig / Gewinde 4-gängig
Trepanning head Type 28/48 System BTA 1-start thread / 4-start thread

Bohrkopfgröße Drill head size	Schnittbreite Cutting depth	Bohrbereich Drilling range von bis from to	Bohrrohr ø Da Drill tube outer dia Da [mm]	Bohrkopf Drill head		Kassette Außenschnaide und Zwischenschnaide Cartridge with peripheral and intermediate insert							Kassette mit Kernschnaide Cartridge with core insert			Führungsleisten Guide pads																																																						
				Komplett Complete	Grundkörper Drill head body	1 x Wendeplatte 1 x Indexable insert	1 x Schraube 1 x Screw	1 x Unterlage 1 x Shim	Variante A Option A		1 x Wendeplatte 1 x Indexable insert	1 x Unterlage 1 x Shim	2 x Schraube Kassette 2 x Screw Cartridge	2 x Wendeplatte 2 x Indexable insert	2 x Unterlage 2 x Shim	1 x Kassette 1 x Cartridge	3 x Führungsleiste 3 x Guide pad																																																					
26	50,00	168,00 - 168,49	154x128	48-2631-000A	48-2630-110	48-3000-310	48-3000-820 (M 5x20)	48-1500-710	48-3098-730A	01-3750-610-S..	48-3000-210	48-3000-710	DIN 912 M 6x25	48-3000-210	48-3000-710	48-3000-750	48-2630-411																																																					
	50,25	168,50 - 168,99		48-2632-000A		48-3001-310			22-1200-935		48-3099-730A	21-0600-860 (M 3x6,7)		48-3000-820 (M 5x20)	M 3x6 DIN 912	48-3000-820 (M 5x20)	M 3x6 DIN 912	48-3000-820 (M 5x20)	M 3x6 DIN 912	(2x) M 6x25 DIN 912	M 6x14 DIN 912																																																	
	50,50	169,00 - 169,49		48-2633-000A		48-3001-310					48-3000-730A											22-0600-935	22-1200-935	29-0250-900	29-0500-900	22-1200-935	29-0250-900	29-0500-900	29-0500-900																																									
	50,75	169,50 - 169,99		48-2634-000A		48-3001-310					48-3001-730A																			22-0600-935	22-1200-935	29-0250-900	29-0500-900	22-1200-935	29-0250-900	29-0500-900																																		
	51,00	170,00 - 170,49		48-2635-000A		48-3001-310					22-0600-935																										22-1200-935	29-0250-900	29-0500-900	22-1200-935	29-0250-900	29-0500-900																												
	51,25	170,50 - 170,99		48-2636-000A		48-3001-310																																					22-0600-935	22-1200-935	29-0250-900	29-0500-900	22-1200-935	29-0250-900	29-0500-900																					
	51,50	171,00 - 171,49		48-2637-000A		48-3001-310																																												22-0600-935	22-1200-935	29-0250-900	29-0500-900	22-1200-935	29-0250-900	29-0500-900														
	51,75	171,50 - 171,99		48-2638-000A		48-3001-310																																																			22-0600-935	22-1200-935	29-0250-900	29-0500-900	22-1200-935	29-0250-900	29-0500-900							
	52,00	172,00 - 172,49		48-2639-000A		48-3001-310																																																										22-0600-935	22-1200-935	29-0250-900	29-0500-900	22-1200-935	29-0250-900	29-0500-900
	52,25	172,50 - 172,99		48-2640-000A		48-3001-310																																																																

Kernbohrkopf Typ 28/48 System BTA Gewinde 1-gängig / Gewinde 4-gängig
Trepanning head Type 28/48 System BTA 1-start thread / 4-start thread

Bohrkopfgröße Drill head size	Schnittbreite Cutting depth	Bohrbereich Drilling range von from bis to	Bohrrohr ø Da Drill tube outer dia Da [mm]	Bohrkopf Drill head		Kassette Außenschneide und Zwischenschneide Cartridge with peripheral and intermediate insert							Kassette mit Kernschneide Cartridge with core insert			Führungsleisten Guide pads																																																																																														
				Komplett Complete	Grundkörper Drill head body	1 x Wendeplatte 1 x Indexable insert	1 x Schraube 1 x Screw	1 x Unterlage 1 x Shim	Variante A Option A		1 x Wendeplatte 1 x Indexable insert	1 x Unterlage 1 x Shim	2 x Schraube Kassette 2 x Screw Cartridge	2 x Wendeplatte 2 x Indexable insert	2 x Unterlage 2 x Shim	1 x Kassette 1 x Cartridge	3 x Führungsleiste 3 x Guide pad																																																																																													
28	50,50	184,00 - 184,49	178x145	48-2811-000A	48-2810-110	48-3000-310	48-3000-820 (M 5x20)	48-3099-730A	01-3750-610-S..	48-3000-210	48-3000-710	M 6x30 DIN 912	48-3000-210	48-3000-710	48-3000-750	48-2810-411																																																																																														
	50,75	184,50 - 184,99		48-2812-000A		48-3001-310		48-3099-730A								21-0600-860 (M 3x6,7)	48-3000-210	48-3000-710	M 6x30 DIN 912	48-3000-210	48-3000-710	48-3000-750	M 6x14 DIN 912																																																																																							
	51,00	185,00 - 185,49		48-2813-000A		48-3000-310		48-3000-730A															22-0600-935	48-3000-820 (M 5x20)	M 3x6 DIN 912	29-0500-900	48-3000-820 (M 5x20)	M 3x6 DIN 912	(2x) M 6x30 DIN 912	29-0500-900																																																																																
	51,25	185,50 - 185,99		48-2814-000A		48-3001-310		48-3002-730A																							Bei Nachbestellung bitte Maß S angeben	48-3000-210	48-3000-710	M 6x30 DIN 912	48-3000-820 (M 5x20)	M 3x6 DIN 912	(2x) M 6x30 DIN 912	29-0500-900																																																																								
	51,50	186,00 - 186,49		48-2815-000A		48-3000-310		48-3098-730A																															When reordering please state dimension S	48-3000-820 (M 5x20)	M 3x6 DIN 912	29-0500-900	48-3000-820 (M 5x20)	M 3x6 DIN 912	(2x) M 6x30 DIN 912	29-0500-900																																																																
	51,75	186,50 - 186,99		48-2816-000A		48-3001-310		48-3000-730A																																							22-1200-935	48-3000-210	48-3000-710	M 6x30 DIN 912	48-3000-820 (M 5x20)	M 3x6 DIN 912	(2x) M 6x30 DIN 912	29-0500-900																																																								
	52,00	187,00 - 187,49		48-2817-000A		48-3000-310		48-3001-730A																																															22-1200-935	48-3000-210	48-3000-710	M 6x30 DIN 912	48-3000-820 (M 5x20)	M 3x6 DIN 912	(2x) M 6x30 DIN 912	29-0500-900																																																
	52,25	187,50 - 187,99		48-2818-000A		48-3001-310		48-3002-730A																																																							22-1200-935	48-3000-210	48-3000-710	M 6x30 DIN 912	48-3000-820 (M 5x20)	M 3x6 DIN 912	(2x) M 6x30 DIN 912	29-0500-900																																								
	50,00	188,00 - 188,49		48-2821-000A		48-3000-310		48-3098-730A																																																															22-1200-935	48-3000-210	48-3000-710	M 6x30 DIN 912	48-3000-820 (M 5x20)	M 3x6 DIN 912	(2x) M 6x30 DIN 912	29-0500-900																																
	50,25	188,50 - 188,99		48-2822-000A		48-3001-310		48-3099-730A																																																																							22-1200-935	48-3000-210	48-3000-710	M 6x30 DIN 912	48-3000-820 (M 5x20)	M 3x6 DIN 912	(2x) M 6x30 DIN 912	29-0500-900																								
	50,50	189,00 - 189,49		48-2823-000A		48-3000-310		48-3000-730A																																																																															22-1200-935	48-3000-210	48-3000-710	M 6x30 DIN 912	48-3000-820 (M 5x20)	M 3x6 DIN 912	(2x) M 6x30 DIN 912	29-0500-900																
	50,75	189,50 - 189,99		48-2824-000A		48-3001-310		48-3001-730A																																																																																							22-1200-935	48-3000-210	48-3000-710	M 6x30 DIN 912	48-3000-820 (M 5x20)	M 3x6 DIN 912	(2x) M 6x30 DIN 912	29-0500-900								
	51,00	190,00 - 190,49		48-2825-000A		48-3000-310		48-3002-730A																																																																																															22-1200-935	48-3000-210	48-3000-710	M 6x30 DIN 912	48-3000-820 (M 5x20)	M 3x6 DIN 912	(2x) M 6x30 DIN 912	29-0500-900
	51,25	190,50 - 190,99		48-2826-000A		48-3001-310		48-3098-730A																																																																																																						
	51,50	191,00 - 191,49		48-2827-000A	48-3000-310	48-3099-730A	22-1200-935	48-3000-210	48-3000-710	M 6x30 DIN 912	48-3000-820 (M 5x20)	M 3x6 DIN 912	(2x) M 6x30 DIN 912	29-0500-900																																																																																																
	51,75	191,50 - 191,99		48-2828-000A	48-3001-310	48-3000-730A									22-1200-935	48-3000-210	48-3000-710	M 6x30 DIN 912	48-3000-820 (M 5x20)	M 3x6 DIN 912	(2x) M 6x30 DIN 912	29-0500-900																																																																																								
	52,00	192,00 - 192,49		48-2829-000A	48-3000-310	48-3001-730A																	22-1200-935	48-3000-210	48-3000-710	M 6x30 DIN 912	48-3000-820 (M 5x20)	M 3x6 DIN 912	(2x) M 6x30 DIN 912	29-0500-900																																																																																
	52,25	192,50 - 192,99		48-2830-000A	48-3001-310	48-3002-730A																									22-1200-935	48-3000-210	48-3000-710	M 6x30 DIN 912	48-3000-820 (M 5x20)	M 3x6 DIN 912	(2x) M 6x30 DIN 912	29-0500-900																																																																								
	50,00	193,00 - 193,49		48-2831-000A	48-3000-310	48-3098-730A																																	22-1200-935	48-3000-210	48-3000-710	M 6x30 DIN 912	48-3000-820 (M 5x20)	M 3x6 DIN 912	(2x) M 6x30 DIN 912	29-0500-900																																																																
	50,25	193,50 - 193,99		48-2832-000A	48-3001-310	48-3099-730A																																									22-1200-935	48-3000-210	48-3000-710	M 6x30 DIN 912	48-3000-820 (M 5x20)	M 3x6 DIN 912	(2x) M 6x30 DIN 912	29-0500-900																																																								
	50,50	194,00 - 194,49		48-2833-000A	48-3000-310	48-3000-730A																																																	22-1200-935	48-3000-210	48-3000-710	M 6x30 DIN 912	48-3000-820 (M 5x20)	M 3x6 DIN 912	(2x) M 6x30 DIN 912	29-0500-900																																																
	50,75	194,50 - 194,99		48-2834-000A	48-3001-310	48-3001-730A																																																									22-1200-935	48-3000-210	48-3000-710	M 6x30 DIN 912	48-3000-820 (M 5x20)	M 3x6 DIN 912	(2x) M 6x30 DIN 912	29-0500-900																																								
	51,00	195,00 - 195,49		48-2835-000A	48-3000-310	48-3002-730A																																																																	22-1200-935	48-3000-210	48-3000-710	M 6x30 DIN 912	48-3000-820 (M 5x20)	M 3x6 DIN 912	(2x) M 6x30 DIN 912	29-0500-900																																
	51,25	195,50 - 195,99		48-2836-000A	48-3001-310	48-3098-730A																																																																									22-1200-935	48-3000-210	48-3000-710	M 6x30 DIN 912	48-3000-820 (M 5x20)	M 3x6 DIN 912	(2x) M 6x30 DIN 912	29-0500-900																								
	51,50	196,00 - 196,49		48-2837-000A	48-3000-310	48-3099-730A																																																																																	22-1200-935	48-3000-210	48-3000-710	M 6x30 DIN 912	48-3000-820 (M 5x20)	M 3x6 DIN 912	(2x) M 6x30 DIN 912	29-0500-900																
	51,75	196,50 - 196,99		48-2838-000A	48-3001-310	48-3000-730A																																																																																									22-1200-935	48-3000-210	48-3000-710	M 6x30 DIN 912	48-3000-820 (M 5x20)	M 3x6 DIN 912	(2x) M 6x30 DIN 912	29-0500-900								
	52,00	197,00 - 197,49		48-2839-000A	48-3000-310	48-3001-730A																																																																																																	22-1200-935	48-3000-210	48-3000-710	M 6x30 DIN 912	48-3000-820 (M 5x20)	M 3x6 DIN 912	(2x) M 6x30 DIN 912	29-0500-900
	52,25	197,50 - 197,99		48-2840-000A	48-3001-310	48-3002-730A																																																																																																								

Kernbohrkopf Typ 28/48 System BTA Gewinde 1-gängig / Flanschverbindung
Trepanning head Type 28/48 System BTA 1-start thread / Flange mount

Bohrkopfgröße Drill head size	Schnittbreite Cutting depth	Bohrbereich Drilling range von from bis to	Bohrrohr ø Da Drill tube outer dia Da [mm]	Bohrkopf Drill head		Kassette Außenschneide und Zwischenschneide Cartridge with peripheral and intermediate insert										Kassette mit Kernschneide Cartridge with core insert			Führungsleisten Guide pads	Mitnehmerstein Driver	Bohrkopf Drill head											
				Komplett Complete	Grundkörper Drill head body	1 x Wendeplatte 1 x Indexable insert	1 x Schraube 1 x Screw	1 x Unterlage 1 x Shim	Variante A Option A		1 x Wendeplatte 1 x Indexable insert	1 x Unterlage 1 x Shim	2 x Schraube Kassette 2 x Screw Cartridge	2 x Wendeplatte 2 x Indexable insert	2 x Unterlage 2 x Shim	1 x Kassette 1 x Cartridge	3 x Führungsleiste 3 x Guide pad	2x Mitnehmerstein 2x Driver	2x(3x) Gewindestift 2x(3x) Threaded pin	4 x Schraube 4 x Screw												
29	50,00	198,00 - 198,49	190x154	48-2911-000A	48-2910-110	48-3000-310	48-3000-820 (M 5x20)	48-1500-710	48-3098-730A	01-3750-610-S..	48-3000-210	48-3000-710	M 6x30 DIN 912	48-3000-210	48-3000-710	48-3000-750	48-2910-411	48-2900-160	* M 8x30 DIN 915	M 10x90 DIN 912												
	50,25	198,50 - 198,99		48-2912-000A		48-3001-310			48-3099-730A								48-3001-730A				48-2920-411											
	50,50	199,00 - 199,49		48-2913-000A		48-3000-310			48-3002-730A								21-0600-860 (M 3x6,7)				48-3010-411											
	50,75	199,50 - 199,99		48-2914-000A		48-3000-310			48-3001-730A								48-3000-820 (M 5x20)				M 6x14 DIN 912											
	51,00	200,00 - 200,49		48-2915-000A		48-3000-310			48-3002-730A								M 3x6 DIN 912				M 6x14 DIN 912											
	51,25	200,50 - 200,99		48-2916-000A		48-3000-310			48-3002-730A								22-0600-935				29-0500-900											
	51,50	201,00 - 201,49		48-2917-000A		48-3000-310			48-3002-730A								Bei Nachbestellung bitte Maß S angeben				29-0500-900											
	51,75	201,50 - 201,99		48-2918-000A		48-3000-310			48-3002-730A								When reordering please state dimension S				29-0500-900											
	52,00	202,00 - 202,49		48-2919-000A		48-3000-310			48-3002-730A												29-0500-900											
	52,25	202,50 - 202,99		48-2920-000A		48-3000-310			48-3002-730A												29-0500-900											
	50,00	203,00 - 203,49		48-2921-000A		48-3000-310			48-3098-730A												48-3020-411											
	50,25	203,50 - 203,99		48-2922-000A		48-3000-310			48-3099-730A												M 6x14 DIN 912											
	50,50	204,00 - 204,49		48-2923-000A	48-3000-310	48-3000-730A											M 6x14 DIN 912															
	50,75	204,50 - 204,99		48-2924-000A	48-3000-310	48-3001-730A											29-0500-900															
	51,00	205,00 - 205,49		48-2925-000A	48-3000-310	48-3001-730A											29-0500-900															
	51,25	205,50 - 205,99		48-2926-000A	48-3000-310	48-3001-730A											29-0500-900															
	51,50	206,00 - 206,49		48-2927-000A	48-3000-310	48-3001-730A											29-0500-900															
	51,75	206,50 - 206,99		48-2928-000A	48-3000-310	48-3001-730A											29-0500-900															
	52,00	207,00 - 207,49		48-2929-000A	48-3000-310	48-3001-730A											29-0500-900															
	52,25	207,50 - 207,99		48-2930-000A	48-3000-310	48-3001-730A											29-0500-900															
	30	50,00		208,00 - 208,49	202x166	48-3011-000A			48-3010-110								48-3000-310				22-1200-935	48-3030-110	48-3098-730A	22-1200-935	48-3000-820 (M 5x20)	M 3x6 DIN 912	(2x) M 6x30 DIN 912	48-3010-411	M 6x30 DIN 912	SW 4 DIN 911	SW 8 DIN 911	
		50,25		208,50 - 208,99		48-3012-000A											48-3001-310						48-3099-730A									48-3020-411
		50,50		209,00 - 209,49		48-3013-000A											48-3000-310						48-3000-730A									M 6x14 DIN 912
		50,75		209,50 - 209,99		48-3014-000A											48-3000-310						48-3001-730A									29-0500-900
51,00		210,00 - 210,49	48-3015-000A	48-3000-310		48-3001-730A	29-0500-900																									
51,25		210,50 - 210,99	48-3016-000A	48-3000-310		48-3001-730A	29-0500-900																									
51,50		211,00 - 211,49	48-3017-000A	48-3000-310		48-3001-730A	29-0500-900																									
51,75		211,50 - 211,99	48-3018-000A	48-3000-310		48-3001-730A	29-0500-900																									
52,00		212,00 - 212,49	48-3019-000A	48-3000-310		48-3001-730A	29-0500-900																									
52,25		212,50 - 212,99	48-3020-000A	48-3000-310		48-3001-730A	29-0500-900																									
50,00		213,00 - 213,49	48-3021-000A	48-3000-310		48-3098-730A		48-3030-411																								
50,25		213,50 - 213,99	48-3022-000A	48-3000-310		48-3099-730A		M 6x14 DIN 912																								
50,50		214,00 - 214,49	48-3023-000A	48-3000-310		48-3000-730A		M 6x14 DIN 912																								
50,75		214,50 - 214,99	48-3024-000A	48-3000-310		48-3001-730A		29-0500-900																								
51,00		215,00 - 215,49	48-3025-000A	48-3000-310		48-3001-730A		29-0500-900																								
51,25		215,50 - 215,99	48-3026-000A	48-3000-310		48-3001-730A		29-0500-900																								
51,50		216,00 - 216,49	48-3027-000A	48-3000-310		48-3001-730A		29-0500-900																								
51,75		216,50 - 216,99	48-3028-000A	48-3000-310		48-3001-730A		29-0500-900																								
52,00		217,00 - 217,49	48-3029-000A	48-3000-310		48-3001-730A		29-0500-900																								
52,25		217,50 - 217,99	48-3030-000A	48-3000-310		48-3001-730A		29-0500-900																								
50,50		218,00 - 218,49	48-3031-000A	48-3000-310		48-3099-730A		29-0500-900																								
50,75		218,50 - 218,99	48-3032-000A	48-3000-310		48-3000-730A		29-0500-900																								
51,00		219,00 - 219,49	48-3033-000A	48-3000-310		48-3000-730A		29-0500-900																								
51,25		219,50 - 219,99	48-3034-000A	48-3000-310		48-3000-730A		29-0500-900																								

* war M10 (bis 2008)

Kernbohrkopf Typ 28/48 System BTA Gewinde 1-gängig / Flanschverbindung
Trepanning head Type 28/48 System BTA 1-start thread / Flange mount

Bohrkopfgröße Drill head size	Schnittbreite Cutting depth	Bohrbereich Drilling range von from bis to	Bohrrohr ø Da Drill tube outer dia Da [mm]	Bohrkopf Drill head		Kassette Außenschneide und Zwischenschneide Cartridge with peripheral and intermediate insert										Kassette mit Kernschneide Cartridge with core insert			Führungsleisten Guide pads	Mitnehmerstein Driver	Bohrkopf Drill head																																																																		
				Komplett Complete	Grundkörper Drill head body	1 x Wendeplatte 1 x Indexable insert	1 x Schraube 1 x Screw	1 x Unterlage 1 x Shim	Variante A Option A		1 x Wendeplatte 1 x Indexable insert	1 x Unterlage 1 x Shim	2 x Schraube Kassette 2 x Screw Cartridge	2 x Wendeplatte 2 x Indexable insert	2 x Unterlage 2 x Shim	1 x Kassette 1 x Cartridge	3 x Führungsleiste 3 x Guide pad	2x Mitnehmerstein 2x Driver	Nur bei Typ 48 Typ 48 only																																																																				
31	51,00	220,00 - 220,49	214x178	48-3111-000A	48-3110-110	48-3000-310	48-3000-820 (M 5x20)	48-3000-730A	01-3750-610-S..	48-3000-210	48-3000-710	M 6x30 DIN 912	48-3000-210	48-3000-710	48-3000-750	48-3110-411	48-2900-160	* M 8x30 DIN 915	M 10x90 DIN 912																																																																				
	51,25	220,50 - 220,99		48-3112-000A		48-3001-310		48-3098-730A								21-0600-860 (M 3x6,7)				48-3000-820 (M 5x20)	M 3x6 DIN 912	48-3000-820 (M 5x20)	M 3x6 DIN 912	(2x) M 6x30 DIN 912	48-3120-411																																																														
	51,50	221,00 - 221,49		48-3113-000A		48-3000-310		48-3099-730A								Bei Nachbestellung bitte Maß S angeben When reordering please state dimension S									22-1200-935	29-0500-900	22-1200-935	29-0250-900	22-1200-935	29-0250-900	29-0500-900																																																								
	51,75	221,50 - 221,99		48-3114-000A		48-3001-310		48-3000-730A																								22-1200-935	29-0250-900	29-0500-900	22-1200-935	29-0250-900	29-0500-900	29-0500-900																																																	
	52,00	222,00 - 222,49		48-3115-000A		48-3000-310		48-3001-730A																															22-1200-935	29-0250-900	29-0500-900	22-1200-935	29-0250-900	29-0500-900	29-0500-900																																										
	52,25	222,50 - 222,99		48-3116-000A		48-3001-310		48-3002-730A																																						22-1200-935	29-0250-900	29-0500-900	22-1200-935	29-0250-900	29-0500-900	29-0500-900																																			
	50,00	223,00 - 223,49		48-3121-000A		48-3000-310		48-3098-730A																																													22-1200-935	29-0250-900	29-0500-900	22-1200-935	29-0250-900	29-0500-900	29-0500-900																												
	50,25	223,50 - 223,99		48-3122-000A		48-3001-310		48-3099-730A																																																				22-1200-935	29-0250-900	29-0500-900	22-1200-935	29-0250-900	29-0500-900	29-0500-900																					
	50,50	224,00 - 224,49		48-3123-000A		48-3000-310		48-3000-730A																																																											22-1200-935	29-0250-900	29-0500-900	22-1200-935	29-0250-900	29-0500-900	29-0500-900														
	50,75	224,50 - 224,99		48-3124-000A		48-3001-310		48-3001-730A																																																																		22-1200-935	29-0250-900	29-0500-900	22-1200-935	29-0250-900	29-0500-900	29-0500-900							
	51,00	225,00 - 225,49		48-3125-000A		48-3000-310		48-3002-730A																																																																									22-1200-935	29-0250-900	29-0500-900	22-1200-935	29-0250-900	29-0500-900	29-0500-900
	51,25	225,50 - 225,99		48-3126-000A		48-3001-310		48-3098-730A																																																																															
	51,50	226,00 - 226,49		48-3127-000A	48-3000-310	48-3099-730A	22-1200-935	29-0250-900	29-0500-900	22-1200-935	29-0250-900	29-0500-900	29-0500-900																																																																										
	51,75	226,50 - 226,99		48-3128-000A	48-3001-310	48-3000-730A								22-1200-935	29-0250-900		29-0500-900	22-1200-935	29-0250-900	29-0500-900	29-0500-900																																																																		
	52,00	227,00 - 227,49		48-3129-000A	48-3000-310	48-3001-730A										22-1200-935						29-0250-900	29-0500-900	22-1200-935	29-0250-900	29-0500-900	29-0500-900																																																												
	52,25	227,50 - 227,99		48-3130-000A	48-3001-310	48-3002-730A																						22-1200-935	29-0250-900	29-0500-900	22-1200-935	29-0250-900	29-0500-900	29-0500-900																																																					
	50,00	228,00 - 228,49		48-3131-000A	48-3000-310	48-3098-730A																													22-1200-935	29-0250-900	29-0500-900	22-1200-935	29-0250-900	29-0500-900	29-0500-900																																														
	50,25	228,50 - 228,99		48-3132-000A	48-3001-310	48-3099-730A																																				22-1200-935	29-0250-900	29-0500-900	22-1200-935	29-0250-900	29-0500-900	29-0500-900																																							
	50,50	229,00 - 229,49		48-3133-000A	48-3000-310	48-3000-730A																																											22-1200-935	29-0250-900	29-0500-900	22-1200-935	29-0250-900	29-0500-900	29-0500-900																																
	50,75	229,50 - 229,99		48-3134-000A	48-3001-310	48-3001-730A																																																		22-1200-935	29-0250-900	29-0500-900	22-1200-935	29-0250-900	29-0500-900	29-0500-900																									
	51,00	230,00 - 230,49		48-3135-000A	48-3000-310	48-3002-730A																																																									22-1200-935	29-0250-900	29-0500-900	22-1200-935	29-0250-900	29-0500-900	29-0500-900																		
	51,25	230,50 - 230,99		48-3136-000A	48-3001-310	48-3098-730A																																																																22-1200-935	29-0250-900	29-0500-900	22-1200-935	29-0250-900	29-0500-900	29-0500-900											
	51,50	231,00 - 231,49		48-3137-000A	48-3000-310	48-3099-730A																																																																							22-1200-935	29-0250-900	29-0500-900	22-1200-935	29-0250-900	29-0500-900	29-0500-900				
	51,75	231,50 - 231,99		48-3138-000A	48-3001-310	48-3000-730A																																																																														22-1200-935	29-0250-900	29-0500-900	22-1200-935
	52,00	232,00 - 232,49		48-3139-000A	48-3000-310	48-3001-730A	22-1200-935	29-0250-900	29-0500-900	22-1200-935	29-0250-900	29-0500-900	29-0500-900																																																																										
	52,25	232,50 - 232,99		48-3140-000A	48-3001-310	48-3002-730A								22-1200-935	29-0250-900		29-0500-900	22-1200-935	29-0250-900	29-0500-900	29-0500-900																																																																		
	50,00	233,00 - 233,49		48-3211-000A	48-3000-310	48-3098-730A										22-1200-935						29-0250-900	29-0500-900	22-1200-935	29-0250-900	29-0500-900	29-0500-900																																																												
	50,25	233,50 - 233,99		48-3212-000A	48-3001-310	48-3099-730A																						22-1200-935	29-0250-900	29-0500-900	22-1200-935	29-0250-900	29-0500-900	29-0500-900																																																					
50,50	234,00 - 234,49	48-3213-000A	48-3000-310	48-3000-730A	22-1200-935	29-0250-900																													29-0500-900	22-1200-935	29-0250-900	29-0500-900	29-0500-900																																																
50,75	234,50 - 234,99	48-3214-000A	48-3001-310	48-3001-730A																																				22-1200-935	29-0250-900	29-0500-900	22-1200-935	29-0250-900	29-0500-900	29-0500-900																																									
51,00	235,00 - 235,49	48-3215-000A	48-3000-310	48-3002-730A																																											22-1200-935	29-0250-900	29-0500-900	22-1200-935	29-0250-900	29-0500-900	29-0500-900																																		
51,25	235,50 - 235,99	48-3216-000A	48-3001-310	48-3098-730A																																																		22-1200-935	29-0250-900	29-0500-900	22-1200-935	29-0250-900	29-0500-900	29-0500-900																											
51,50	236,00 - 236,49	48-3217-000A	48-3000-310	48-3099-730A																																																									22-1200-935	29-0250-900	29-0500-900	22-1200-935	29-0250-900	29-0500-900	29-0500-900																				
51,75	236,50 - 236,99	48-3218-000A	48-3001-310	48-3000-730A																																																																22-1200-935	29-0250-900	29-0500-900	22-1200-935	29-0250-900	29-0500-900	29-0500-900													
52,00	237,00 - 237,49	48-3219-000A	48-3000-310	48-3001-730A																																																																							22-1200-935	29-0250-900	29-0500-900	22-1200-935	29-0250-900	29-0500-900	29-0500-900						
52,25	237,50 - 237,99	48-3220-000A	48-3001-310	48-3002-730A																																																																														22-1200-935	29-0250-900	29-0500-900	22-1200-935	29-0250-900	29-0500-900
50,00	238,00 - 238,49	48-3221-000A	48-3000-310	48-3098-730A			22-1200-935	29-0250-900	29-0500-900	22-1200-935	29-0250-900	29-0500-900	29-0500-900																																																																										
50,25	238,50 - 238,99	48-3222-000A	48-3001-310	48-3099-730A										22-1200-935	29-0250-900		29-0500-900	22-1200-935	29-0250-900	29-0500-900	29-0500-900																																																																		
50,50	239,00 - 239,49	48-3223-000A	48-3000-310	48-3000-730A												22-1200-935						29-0250-900	29-0500-900	22-1200-935	29-0250-900	29-0500-900	29-0500-900																																																												
50,75	239,50 - 239,99	48-3224-000A	48-3001-310	48-3001-730A																								22-1200-935	29-0250-900	29-0500-900	22-1200-935	29-0250-900	29-0500-900	29-0500-900																																																					
51,00	240,00 - 240,49	48-3225-000A	48-3000-310	48-3002-730A	22-1200-935	29-0250-900																													29-0500-900	22-1200-935	29-0250-900	29-0500-900	29-0500-900																																																
51,25	240,50 - 240,99	48-3226-000A	48-3001-310	48-3098-730A																																				22-1200-935	29-0250-900	29-0500-900	22-1200-935	29-0250-900	29-0500-900	29-0500-900																																									
51,50	241,00 - 241,49	48-3227-000A	48-3000-310	48-3099-730A																																											22-1200-935	29-0250-900	29-0500-900	22-1200-935	29-0250-900	29-0500-900	29-0500-900																																		
51,75	241,50 - 241,99	48-3228-000A	48-3001-310	48-3000-730A																																																		22-1200-935	29-0250-900	29-0500-900	22-1200-935	29-0250-900	29-0500-900	29-0500-900																											
52,00	242,00 - 242,49	48-3229-000A	48-3000-310	48-3001-730A																																																									22-1200-935	29-0250-900	29-0500-900	22-1200-935	29-0250-900	29-0500-900	29-0500-900																				
52,25	242,50 - 242,99	48-3230-000A	48-3001-310	48-3002-730A																																																																22-1200-935	29-0250-900	29-0500-900	22-1200-935	29-0250-900	29-0500-900	29-0500-900													
52,50	243,00 - 243,49	48-3231-000A	48-3000-310	48-3098-730A																																																																							22-1200-935	29-0250-900	29-0500-900	22-1200-935	29-0250-900	29-0500-900	29-0500-900						
52,75	243,50 - 243,99	48-3232-000A	48-3001-310	48-3003-730A																																																																														22-1200-935	29-0250-900	29-0500-900	22-1200-935	29-0250	

Kernbohrkopf Typ 28/48 System BTA Gewinde 1-gängig / Flanschverbindung
Trepanning head Type 28/48 System BTA 1-start thread / Flange mount

Bohrkopfgröße Drill head size	Schnittbreite Cutting depth	Bohrbereich Drilling range von from bis to	Bohrrohr ø Da Drill tube outer dia Da [mm]	Bohrkopf Drill head		Kassette Außenschneide und Zwischenschneide Cartridge with peripheral and intermediate insert										Kassette mit Kernschneide Cartridge with core insert			Führungsleisten Guide pads 3 x Führungsleiste 3 x Guide pad	Mitnehmerstein Driver 2x Mitnehmerstein 2x Driver	Bohrkopf Drill head				
				Komplett Complete	Grundkörper Drill head body	1 x Wendeplatte 1 x Indexable insert	1 x Schraube 1 x Screw	1 x Unterlage 1 x Shim	Variante A Option A 1 x Kassette 1 x Cartridge		1 x Einstellplatte 1 x Stop plate	1 x Wendeplatte 1 x Indexable insert	1 x Unterlage 1 x Shim	2 x Schraube Kassette 2 x Screw Cartridge	2 x Wendeplatte 2 x Indexable insert	2 x Unterlage 2 x Shim	1 x Kassette 1 x Cartridge	Nur bei Typ 48 Typ 48 only 2x(3x) Gewindestift 2x(3x) Threaded pin			4 x Schraube 4 x Screw				
33	50,50	244,00 - 244,49	238x202	48-3311-000A	48-3310-110	48-3000-310	48-3000-820 (M 5x20)	48-3099-730A	01-3750-610-S..	48-3000-210	48-3000-710	M 6x35 DIN 912	48-3000-210	48-3000-710	48-3000-750	48-3310-411	48-2900-160	* M 8x30 DIN 915	M 10x90 DIN 912						
	50,75	244,50 - 244,99		48-3312-000A		48-3001-310		48-3098-730A								21-0600-860 (M 3x6,7)				48-3000-210	48-3000-710	48-3000-210	48-3000-710	48-3000-750	48-3330-411
	51,00	245,00 - 245,49		48-3313-000A		48-3000-310		48-3099-730A								48-3000-820 (M 5x20)				48-3000-710	M 3x6 DIN 912	48-3000-210	48-3000-710	48-3000-750	M 6x14 DIN 912
	51,25	245,50 - 245,99		48-3314-000A		48-3001-310		48-3000-730A								48-3001-310				48-3001-730A	(2x) M 6x35 DIN 912	48-3000-210	48-3000-710	48-3000-750	M 6x14 DIN 912
	51,50	246,00 - 246,49		48-3315-000A		48-3000-310		48-3001-730A								48-3000-310				48-3001-730A	29-0500-900	48-3000-210	48-3000-710	48-3000-750	29-0500-900
	51,75	246,50 - 246,99		48-3316-000A		48-3001-310		48-3002-730A								48-3001-310				48-3001-730A	29-0500-900	48-3000-210	48-3000-710	48-3000-750	29-0500-900
	52,00	247,00 - 247,49		48-3317-000A		48-3000-310		48-3098-730A								48-3001-310				48-3001-730A	29-0500-900	48-3000-210	48-3000-710	48-3000-750	29-0500-900
	52,25	247,50 - 247,99		48-3318-000A		48-3001-310		48-3099-730A								48-3001-310				48-3001-730A	29-0500-900	48-3000-210	48-3000-710	48-3000-750	29-0500-900
	50,00	248,00 - 248,49		48-3321-000A		48-3000-310		48-3099-730A								48-3001-310				48-3001-730A	29-0500-900	48-3000-210	48-3000-710	48-3000-750	29-0500-900
	50,25	248,50 - 248,99		48-3322-000A		48-3001-310		48-3099-730A								48-3001-310				48-3001-730A	29-0500-900	48-3000-210	48-3000-710	48-3000-750	29-0500-900
	50,50	249,00 - 249,49		48-3323-000A		48-3000-310		48-3099-730A								48-3001-310				48-3001-730A	29-0500-900	48-3000-210	48-3000-710	48-3000-750	29-0500-900
	50,75	249,50 - 249,99		48-3324-000A		48-3001-310		48-3099-730A								48-3001-310				48-3001-730A	29-0500-900	48-3000-210	48-3000-710	48-3000-750	29-0500-900
	51,00	250,00 - 250,49		48-3325-000A		48-3000-310		48-3099-730A								48-3001-310				48-3001-730A	29-0500-900	48-3000-210	48-3000-710	48-3000-750	29-0500-900
	51,25	250,50 - 250,99		48-3326-000A		48-3001-310		48-3099-730A								48-3001-310				48-3001-730A	29-0500-900	48-3000-210	48-3000-710	48-3000-750	29-0500-900
	51,50	251,00 - 251,49		48-3327-000A	48-3000-310	48-3099-730A	48-3001-310	48-3001-730A	29-0500-900	48-3000-210	48-3000-710	48-3000-750	29-0500-900												
	51,75	251,50 - 251,99		48-3328-000A	48-3001-310	48-3099-730A	48-3001-310	48-3001-730A	29-0500-900	48-3000-210	48-3000-710	48-3000-750	29-0500-900												
	52,00	252,00 - 252,49		48-3329-000A	48-3000-310	48-3099-730A	48-3001-310	48-3001-730A	29-0500-900	48-3000-210	48-3000-710	48-3000-750	29-0500-900												
	52,25	252,50 - 252,99		48-3330-000A	48-3001-310	48-3099-730A	48-3001-310	48-3001-730A	29-0500-900	48-3000-210	48-3000-710	48-3000-750	29-0500-900												
	50,00	253,00 - 253,49		48-3331-000A	48-3000-310	48-3098-730A	48-3001-310	48-3001-730A	29-0500-900	48-3000-210	48-3000-710	48-3000-750	29-0500-900												
	50,25	253,50 - 253,99		48-3332-000A	48-3001-310	48-3098-730A	48-3001-310	48-3001-730A	29-0500-900	48-3000-210	48-3000-710	48-3000-750	29-0500-900												
	50,50	254,00 - 254,49		48-3333-000A	48-3000-310	48-3098-730A	48-3001-310	48-3001-730A	29-0500-900	48-3000-210	48-3000-710	48-3000-750	29-0500-900												
	50,75	254,50 - 254,99		48-3334-000A	48-3001-310	48-3098-730A	48-3001-310	48-3001-730A	29-0500-900	48-3000-210	48-3000-710	48-3000-750	29-0500-900												
	51,00	255,00 - 255,49		48-3335-000A	48-3000-310	48-3098-730A	48-3001-310	48-3001-730A	29-0500-900	48-3000-210	48-3000-710	48-3000-750	29-0500-900												
	51,25	255,50 - 255,99		48-3336-000A	48-3001-310	48-3098-730A	48-3001-310	48-3001-730A	29-0500-900	48-3000-210	48-3000-710	48-3000-750	29-0500-900												
	51,50	256,00 - 256,49		48-3337-000A	48-3000-310	48-3098-730A	48-3001-310	48-3001-730A	29-0500-900	48-3000-210	48-3000-710	48-3000-750	29-0500-900												
	51,75	256,50 - 256,99		48-3338-000A	48-3001-310	48-3098-730A	48-3001-310	48-3001-730A	29-0500-900	48-3000-210	48-3000-710	48-3000-750	29-0500-900												
	52,00	257,00 - 257,49		48-3339-000A	48-3000-310	48-3098-730A	48-3001-310	48-3001-730A	29-0500-900	48-3000-210	48-3000-710	48-3000-750	29-0500-900												
	52,25	257,50 - 257,99		48-3340-000A	48-3001-310	48-3098-730A	48-3001-310	48-3001-730A	29-0500-900	48-3000-210	48-3000-710	48-3000-750	29-0500-900												
34	50,00	258,00 - 258,49	250x214	48-3411-000A	48-3410-110	48-3000-310	48-3000-820 (M 5x20)	48-3098-730A	Bei Nachbestellung bitte Maß S angeben When reordering please state dimension S	48-3000-210	48-3000-710	M 6x35 DIN 912	48-3000-210	48-3000-710	48-3000-750	48-3410-411	48-2900-160	* M 8x30 DIN 915	M 10x90 DIN 912						
	50,25	258,50 - 258,99		48-3412-000A		48-3001-310		48-3098-730A								21-0600-860 (M 3x6,7)				48-3000-210	48-3000-710	48-3000-210	48-3000-710	48-3000-750	48-3330-411
	50,50	259,00 - 259,49		48-3413-000A		48-3000-310		48-3099-730A								48-3000-820 (M 5x20)				48-3001-730A	M 3x6 DIN 912	48-3000-210	48-3000-710	48-3000-750	M 6x14 DIN 912
	50,75	259,50 - 259,99		48-3414-000A		48-3001-310		48-3000-730A								48-3001-310				48-3001-730A	(2x) M 6x35 DIN 912	48-3000-210	48-3000-710	48-3000-750	M 6x14 DIN 912
	51,00	260,00 - 260,49		48-3415-000A		48-3000-310		48-3001-730A								48-3001-310				48-3001-730A	29-0500-900	48-3000-210	48-3000-710	48-3000-750	29-0500-900
	51,25	260,50 - 260,99		48-3416-000A		48-3001-310		48-3002-730A								48-3001-310				48-3001-730A	29-0500-900	48-3000-210	48-3000-710	48-3000-750	29-0500-900
	51,50	261,00 - 261,49		48-3417-000A		48-3000-310		48-3098-730A								48-3001-310				48-3001-730A	29-0500-900	48-3000-210	48-3000-710	48-3000-750	29-0500-900
	51,75	261,50 - 261,99		48-3418-000A		48-3001-310		48-3099-730A								48-3001-310				48-3001-730A	29-0500-900	48-3000-210	48-3000-710	48-3000-750	29-0500-900
	52,00	262,00 - 262,49		48-3419-000A		48-3000-310		48-3099-730A								48-3001-310				48-3001-730A	29-0500-900	48-3000-210	48-3000-710	48-3000-750	29-0500-900
	52,25	262,50 - 262,99		48-3420-000A		48-3001-310		48-3099-730A								48-3001-310				48-3001-730A	29-0500-900	48-3000-210	48-3000-710	48-3000-750	29-0500-900
	50,00	263,00 - 263,49		48-3421-000A		48-3000-310		48-3099-730A								48-3001-310				48-3001-730A	29-0500-900	48-3000-210	48-3000-710	48-3000-750	29-0500-900
	50,25	263,50 - 263,99		48-3422-000A		48-3001-310		48-3099-730A								48-3001-310				48-3001-730A	29-0500-900	48-3000-210	48-3000-710	48-3000-750	29-0500-900
	50,50	264,00 - 264,49		48-3423-000A		48-3000-310		48-3099-730A								48-3001-310				48-3001-730A	29-0500-900	48-3000-210	48-3000-710	48-3000-750	29-0500-900
	50,75	264,50 - 264,99		48-3424-000A		48-3001-310		48-3099-730A								48-3001-310				48-3001-730A	29-0500-900	48-3000-210	48-3000-710	48-3000-750	29-0500-900
	51,00	265,00 - 265,49		48-3425-000A	48-3000-310	48-3099-730A	48-3001-310	48-3001-730A	29-0500-900	48-3000-210	48-3000-710	48-3000-750	29-0500-900												
	51,25	265,50 - 265,99		48-3426-000A	48-3001-310	48-3099-730A	48-3001-310	48-3001-730A	29-0500-900	48-3000-210	48-3000-710	48-3000-750	29-0500-900												
	51,50	266,00 - 266,49		48-3427-000A	48-3000-310	48-3099-730A	48-3001-310	48-3001-730A	29-0500-900	48-3000-210	48-3000-710	48-3000-750	29-0500-900												
	51,75	266,50 - 266,99		48-3428-000A	48-3001-310	48-3099-730A	48-3001-310	48-3001-730A	29-0500-900	48-3000-210	48-3000-710	48-3000-750	29-0500-900												
	52,00	267,00 - 267,49		48-3429-000A	48-3000-310	48-3099-730A	48-3001-310	48-3001-730A	29-0500-900	48-3000-210	48-3000-710	48-3000-750	29-0500-900												
	52,25	267,50 - 267,99		48-3430-000A	48-3001-310	48-3099-730A	48-3001-310	48-3001-730A	29-0500-900	48-3000-210	48-3000-710	48-3000-750	29-0500-900												

* war M10 (bis 2008)

Kernbohrkopf Typ 28/48 System BTA Gewinde 1-gängig / Flanschverbindung
Trepanning head Type 28/48 System BTA 1-start thread / Flange mount

Bohrkopfgröße Drill head size	Schnittbreite Cutting depth	Bohrbereich Drilling range von from bis to	Bohrrohr ø Da Drill tube outer dia Da [mm]	Bohrkopf Drill head		Kassette Außenschneide und Zwischenschneide Cartridge with peripheral and intermediate insert										Kassette mit Kernschneide Cartridge with core insert			Führungsleisten Guide pads 3 x Führungsleiste 3 x Guide pad	Mitnehmerstein Driver 2x Mitnehmerstein 2x Driver	Bohrkopf Drill head																				
				Komplett Complete	Grundkörper Drill head body	1 x Wendeplatte 1 x Indexable insert	1 x Schraube 1 x Screw	1 x Unterlage 1 x Shim	Variante A Option A		1 x Wendeplatte 1 x Indexable insert	1 x Unterlage 1 x Shim	2 x Schraube Kassette 2 x Screw Cartridge	2 x Wendeplatte 2 x Indexable insert	2 x Unterlage 2 x Shim	1 x Kassette 1 x Cartridge	Nur bei Typ 48 Typ 48 only				2x(3x) Gewindestift 2x(3x) Threaded pin	4 x Schraube 4 x Screw																			
35	50,00	268,00 - 268,49	262x226	48-3511-000A	48-3510-110	48-3000-310	48-3000-820 (M 5x20)	48-3098-730A	01-3750-610-S..	48-3000-210	48-3000-710	M 6x35 DIN 912	48-3000-210	48-3000-710	48-3000-750	48-3510-411	48-2900-160	M 6x14 DIN 912	* M 8x30 DIN 915	M 10x90 DIN 912																					
	50,25	268,50 - 268,99		48-3512-000A		48-3001-310		48-3099-730A								21-0600-860 (M 3x6,7)		48-3530-411			M 6x14 DIN 912																				
	50,50	269,00 - 269,49		48-3513-000A		48-3000-310		48-3002-730A								48-3000-820 (M 5x20)		M 3x6 DIN 912			48-3000-820 (M 5x20)	M 3x6 DIN 912	(2x) M 6x35 DIN 912	48-3530-411	M 6x30 DIN 912																
	50,75	269,50 - 269,99		48-3514-000A		48-3001-310		48-3098-730A																		22-0600-935	48-3610-411	M 6x14 DIN 912													
	51,00	270,00 - 270,49		48-3515-000A		48-3000-310		48-3099-730A																		Bei Nachbestellung bitte Maß S angeben	29-0500-900	48-3300-935	29-0250-900	29-0500-900	48-3620-411	M 6x30 DIN 912									
	51,25	270,50 - 270,99		48-3516-000A		48-3001-310		48-3000-730A																									When reordering please state dimension S	SW 4 DIN 911							
	51,50	271,00 - 271,49		48-3517-000A		48-3000-310		48-3098-730A																									SW 8 DIN 911								
	51,75	271,50 - 271,99		48-3518-000A		48-3001-310		48-3099-730A																											SW 10 DIN 911						
	52,00	272,00 - 272,49		48-3519-000A		48-3000-310		48-3000-730A																												SW 10 DIN 911					
	52,25	272,50 - 272,99		48-3520-000A		48-3001-310		48-3098-730A																													SW 10 DIN 911				
	50,00	273,00 - 273,49		48-3521-000A		48-3000-310		48-3099-730A																														SW 10 DIN 911			
	50,25	273,50 - 273,99		48-3522-000A		48-3001-310		48-3000-730A																															SW 10 DIN 911		
	50,50	274,00 - 274,49		48-3523-000A		48-3000-310		48-3098-730A																																SW 10 DIN 911	
	50,75	274,50 - 274,99		48-3524-000A		48-3001-310		48-3099-730A																																	SW 10 DIN 911
	51,00	275,00 - 275,49		48-3525-000A		48-3000-310		48-3000-730A																																	
	51,25	275,50 - 275,99		48-3526-000A	48-3001-310	48-3098-730A	SW 10 DIN 911																																		
	51,50	276,00 - 276,49		48-3527-000A	48-3000-310	48-3099-730A		SW 10 DIN 911																																	
	51,75	276,50 - 276,99		48-3528-000A	48-3001-310	48-3000-730A			SW 10 DIN 911																																
	52,00	277,00 - 277,49		48-3529-000A	48-3000-310	48-3098-730A				SW 10 DIN 911																															
	52,25	277,50 - 277,99		48-3530-000A	48-3001-310	48-3099-730A					SW 10 DIN 911																														
	50,50	278,00 - 278,49		48-3531-000A	48-3000-310	48-3000-730A						SW 10 DIN 911																													
50,75	278,50 - 278,99	48-3532-000A	48-3001-310	48-3098-730A	SW 10 DIN 911																																				
51,00	279,00 - 279,49	48-3533-000A	48-3000-310	48-3099-730A		SW 10 DIN 911																																			
51,25	279,50 - 279,99	48-3534-000A	48-3001-310	48-3000-730A									SW 10 DIN 911																												
36	51,00	280,00 - 280,49	274x238	48-3611-000A										48-3610-110	48-3000-310	48-3300-935	48-3000-730A	Bei Nachbestellung bitte Maß S angeben	48-3000-820 (M 5x20)	M 3x6 DIN 912	48-3000-820 (M 5x20)	M 3x6 DIN 912	(2x) M 6x35 DIN 912	48-3610-411	29-0500-900	M 6x14 DIN 912	SW 4 DIN 911	M 12x90 DIN 912													
	51,25	280,50 - 280,99		48-3612-000A											48-3001-310		48-3098-730A							SW 4 DIN 911																	
	51,50	281,00 - 281,49		48-3613-000A											48-3000-310		48-3099-730A									SW 4 DIN 911															
	51,75	281,50 - 281,99		48-3614-000A											48-3001-310		48-3000-730A												SW 4 DIN 911												
	52,00	282,00 - 282,49		48-3615-000A											48-3000-310		48-3098-730A													SW 4 DIN 911											
	52,25	282,50 - 282,99		48-3616-000A											48-3001-310		48-3099-730A														SW 4 DIN 911										
	50,00	283,00 - 283,49		48-3621-000A			48-3000-310								48-3000-730A		SW 4 DIN 911																								
	50,25	283,50 - 283,99		48-3622-000A			48-3001-310	48-3098-730A							SW 4 DIN 911																										
	50,50	284,00 - 284,49		48-3623-000A			48-3000-310	48-3099-730A	SW 4 DIN 911																																
	50,75	284,50 - 284,99		48-3624-000A			48-3001-310	48-3000-730A		SW 4 DIN 911																															
	51,00	285,00 - 285,49		48-3625-000A			48-3000-310	48-3098-730A			SW 4 DIN 911																														
	51,25	285,50 - 285,99		48-3626-000A			48-3001-310	48-3099-730A				SW 4 DIN 911																													
	51,50	286,00 - 286,49		48-3627-000A	48-3000-310		48-3000-730A	SW 4 DIN 911																																	
	51,75	286,50 - 286,99		48-3628-000A	48-3001-310	48-3098-730A	SW 4 DIN 911																																		
	52,00	287,00 - 287,49		48-3629-000A	48-3000-310	48-3099-730A							SW 4 DIN 911																												
	52,25	287,50 - 287,99		48-3630-000A	48-3001-310	48-3000-730A								SW 4 DIN 911																											
	50,00	288,00 - 288,49		48-3631-000A	48-3000-310	48-3098-730A									SW 4 DIN 911																										
	50,25	288,50 - 288,99		48-3632-000A	48-3001-310	48-3099-730A			SW 4 DIN 911																																
	50,50	289,00 - 289,49		48-3633-000A	48-3000-310	48-3000-730A				SW 4 DIN 911																															
	50,75	289,50 - 289,99		48-3634-000A	48-3001-310	48-3098-730A					SW 4 DIN 911																														
	51,00	290,00 - 290,49		48-3635-000A	48-3000-310	48-3099-730A						SW 4 DIN 911																													
	51,25	290,50 - 290,99		48-3636-000A	48-3001-310	48-3000-730A		SW 4 DIN 911																																	
	51,50	291,00 - 291,49		48-3637-000A	48-3000-310	48-3098-730A	SW 4 DIN 911																																		
	51,75	291,50 - 291,99		48-3638-000A	48-3001-310	48-3099-730A							SW 4 DIN 911																												
	52,00	292,00 - 292,49		48-3639-000A	48-3000-310	48-3000-730A								SW 4 DIN 911																											
	52,25	292,50 - 292,99		48-3640-000A	48-3001-310	48-3098-730A									SW 4 DIN 911																										

* war M10 (bis 2008)

Kernbohrkopf Typ 28/48 System BTA Gewinde 1-gängig / Flanschverbindung
Trepanning head Type 28/48 System BTA 1-start thread / Flange mount

Bohrkopfgröße Drill head size	Schnittbreite Cutting depth	Bohrbereich Drilling range von from bis to	Bohrrohr ø Da Drill tube outer dia Da [mm]	Bohrkopf Drill head		Kassette Außenschneide und Zwischenschneide Cartridge with peripheral and intermediate insert										Kassette mit Kernschneide Cartridge with core insert			Führungsleisten Guide pads	Mitnehmerstein Driver	Bohrkopf Drill head																				
				Komplett Complete	Grundkörper Drill head body	1 x Wendeplatte 1 x Indexable insert	1 x Schraube 1 x Screw	1 x Unterlage 1 x Shim	Variante A Option A		1 x Wendeplatte 1 x Indexable insert	1 x Unterlage 1 x Shim	2 x Schraube Kassette 2 x Screw Cartridge	2 x Wendeplatte 2 x Indexable insert	2 x Unterlage 2 x Shim	1 x Kassette 1 x Cartridge	5 x Führungsleiste 5 x Guide pad	2x Mitnehmerstein 2x Driver	Nur bei Typ 48 Typ 48 only																						
																			2x(3x) Gewindestift 2x(3x) Threaded pin	4 x Schraube 4 x Screw																					
37	50,00	293,00 - 293,49	286x250	48-3711-000A	48-3710-110	48-3000-310	48-3000-820 (M 5x20)	48-1500-710	48-3098-730A	01-3750-610-S..	21-0600-860 (M 3x6,7)	48-3000-210	48-3000-710	M 6x35 DIN 912	48-3000-210	48-3000-710	48-3000-750	48-3710-411	M 6x14 DIN 912	29-0500-900	48-2900-160	* M 8x30 DIN 915	M 12x90 DIN 912																		
	50,25	293,50 - 293,99		48-3712-000A		48-3001-310			48-3099-730A																																
	50,50	294,00 - 294,49		48-3713-000A		48-3000-310			48-3002-730A																																
	50,75	294,50 - 294,99		48-3714-000A		48-3001-310			48-3003-730A																																
	51,00	295,00 - 295,49		48-3715-000A		48-3000-310			48-3001-730A																																
	51,25	295,50 - 295,99		48-3716-000A		48-3001-310			48-3002-730A																																
	51,50	296,00 - 296,49		48-3717-000A		48-3000-310			48-3003-730A																																
	51,75	296,50 - 296,99		48-3718-000A		48-3001-310			48-3001-730A																																
	52,00	297,00 - 297,49		48-3719-000A		48-3000-310			48-3002-730A																																
	52,25	297,50 - 297,99		48-3720-000A		48-3001-310			48-3003-730A																																
	50,00	298,00 - 298,49		48-3721-000A		48-3000-310			48-3098-730A																																
	50,25	298,50 - 298,99		48-3722-000A		48-3001-310			48-3099-730A																																
	50,50	299,00 - 299,49		48-3723-000A	48-3000-310	48-3000-730A																																			
	50,75	299,50 - 299,99		48-3724-000A	48-3001-310	48-3001-730A																																			
	51,00	300,00 - 300,49		48-3725-000A	48-3000-310	48-3002-730A																																			
	51,25	300,50 - 300,99		48-3726-000A	48-3001-310	48-3003-730A																																			
	51,50	301,00 - 301,49		48-3727-000A	48-3000-310	48-3001-730A																																			
	51,75	301,50 - 301,99		48-3728-000A	48-3001-310	48-3002-730A																																			
	52,00	302,00 - 302,49		48-3729-000A	48-3000-310	48-3003-730A																																			
	52,25	302,50 - 302,99		48-3730-000A	48-3001-310	48-3098-730A																																			
	52,50	303,00 - 303,49		48-3731-000A	48-3000-310	48-3099-730A																																			
	52,75	303,50 - 303,99		48-3732-000A	48-3001-310	48-3000-730A																																			
	38	50,50		304,00 - 304,49	298x262	48-3811-000A			48-3810-110															48-3000-310	48-3300-935	Bei Nachbestellung bitte Maß S angeben	48-3099-730A	22-0600-935	Bei Nachbestellung bitte Maß S angeben	48-3300-935	29-0250-900	M 6x35 DIN 912	48-3000-820 (M 5x20)	M 3x6 DIN 912	(2x) M 6x35 DIN 912	48-3810-411	M 6x14 DIN 912	29-0500-900	29-0500-900	SW 4 DIN 911	SW 10 DIN 911
		50,75		304,50 - 304,99		48-3812-000A																		48-3001-310			48-3002-730A														
51,00		305,00 - 305,49	48-3813-000A	48-3000-310		48-3098-730A																																			
51,25		305,50 - 305,99	48-3814-000A	48-3001-310		48-3099-730A																																			
51,50		306,00 - 306,49	48-3815-000A	48-3000-310		48-3000-730A																																			
51,75		306,50 - 306,99	48-3816-000A	48-3001-310		48-3001-730A																																			
52,00		307,00 - 307,49	48-3817-000A	48-3000-310		48-3002-730A																																			
52,25		307,50 - 307,99	48-3818-000A	48-3001-310		48-3003-730A																																			
50,00		308,00 - 308,49	48-3821-000A	48-3000-310		48-3098-730A																																			
50,25		308,50 - 308,99	48-3822-000A	48-3001-310		48-3099-730A																																			
50,50		309,00 - 309,49	48-3823-000A	48-3000-310		48-3000-730A																																			
50,75		309,50 - 309,99	48-3824-000A	48-3001-310		48-3001-730A																																			
51,00		310,00 - 310,49	48-3825-000A	48-3000-310		48-3002-730A																																			
51,25		310,50 - 310,99	48-3826-000A	48-3001-310		48-3003-730A																																			
51,50		311,00 - 311,49	48-3827-000A	48-3000-310		48-3098-730A																																			
51,75		311,50 - 311,99	48-3828-000A	48-3001-310		48-3099-730A																																			
52,00		312,00 - 312,49	48-3829-000A	48-3000-310		48-3000-730A																																			
52,25		312,50 - 312,99	48-3830-000A	48-3001-310		48-3001-730A																																			
50,00		313,00 - 313,49	48-3831-000A	48-3000-310		48-3002-730A																																			
50,25		313,50 - 313,99	48-3832-000A	48-3001-310		48-3098-730A																																			
50,50		314,00 - 314,49	48-3833-000A	48-3000-310		48-3099-730A																																			
50,75		314,50 - 314,99	48-3834-000A	48-3001-310		48-3000-730A																																			
51,00		315,00 - 315,49	48-3835-000A	48-3000-310		48-3001-730A																																			
51,25		315,50 - 315,99	48-3836-000A	48-3001-310		48-3002-730A																																			
51,50		316,00 - 316,49	48-3837-000A	48-3000-310		48-3098-730A																																			
51,75		316,50 - 316,99	48-3838-000A	48-3001-310		48-3099-730A																																			
52,00		317,00 - 317,49	48-3839-000A	48-3000-310		48-3000-730A																																			
52,25		317,50 - 317,99	48-3840-000A	48-3001-310		48-3001-730A																																			

* war M10 (bis 2008)

Kernbohrkopf Typ 28/48 System BTA Gewinde 1-gängig / Flanschverbindung
Trepanning head Type 28/48 System BTA 1-start thread / Flange mount

Bohrkopfgröße Drill head size	Schnittbreite Cutting depth	Bohrbereich Drilling range von from bis to	Bohrrohr ø Da Drill tube outer dia Da [mm]	Bohrkopf Drill head		Kassette Außenschneide und Zwischenschneide Cartridge with peripheral and intermediate insert								Kassette mit Kernschneide Cartridge with core insert			Führungsleisten Guide pads	Mitnehmerstein Driver	Bohrkopf Drill head																																									
				Komplett Complete	Grundkörper Drill head body	1 x Wendeplatte 1 x Indexable insert	1 x Schraube 1 x Screw	1 x Unterlage 1 x Shim	Variante A Option A		1 x Wendeplatte 1 x Indexable insert	1 x Unterlage 1 x Shim	2 x Schraube Kassette 2 x Screw Cartridge	2 x Wendeplatte 2 x Indexable insert	2 x Unterlage 2 x Shim	1 x Kassette 1 x Cartridge	5 x Führungsleiste 5 x Guide pad	2x Mitnehmerstein 2x Driver	Nur bei Typ 48 Typ 48 only																																									
								1 x Einstellplatte 1 x Stop plate									2x(3x) Gewindestift 2x(3x) Threaded pin	4 x Schraube 4 x Screw																																										
39	50,00	318,00 - 318,49	310x274	48-3911-000A	48-3910-110	48-3000-310	48-3000-820 (M 5x20)	48-3098-730A	48-1500-710	01-3750-610-S..	48-3000-210	48-3000-710	M 6x35 DIN 912	48-3000-210	48-3000-710	48-3000-750	48-3910-411	M 6x14 DIN 912	29-0500-900																																									
	50,25	318,50 - 318,99		48-3912-000A		48-3001-310		48-3099-730A												48-3001-730A	48-3920-411	48-2900-160																																						
	50,50	319,00 - 319,49		48-3913-000A		48-3000-310		48-3002-730A												48-3001-730A	M 6x14 DIN 912		M 10x30 DIN 915	M 12x90 DIN 912																																				
	50,75	319,50 - 319,99		48-3914-000A		48-3000-310		48-3001-730A												21-0600-860 (M 3x6,7)	48-4010-411				M 6x30 DIN 912	SW 5 DIN 911	SW 10 DIN 911																																	
	51,00	320,00 - 320,49		48-3915-000A		48-3000-310		48-3002-730A												22-0600-935								M 6x14 DIN 912	29-0500-900	29-0500-900	29-0500-900																													
	51,25	320,50 - 320,99		48-3916-000A		48-3000-310		48-3001-730A												Bei Nachbestellung bitte Maß S angeben												48-4020-411	M 6x14 DIN 912	29-0500-900	29-0500-900																									
	51,50	321,00 - 321,49		48-3917-000A		48-3000-310		48-3002-730A												When reordering please state dimension S																48-4030-411	M 6x14 DIN 912	29-0500-900	29-0500-900																					
	51,75	321,50 - 321,99		48-3918-000A		48-3000-310		48-3098-730A												48-3300-935																				48-3000-820 (M 5x20)	M 3x6 DIN 912	(2x) M 6x35 DIN 912	48-4030-411	M 6x14 DIN 912																
	52,00	322,00 - 322,49		48-3919-000A		48-3000-310		48-3099-730A																																					48-3000-820 (M 5x20)	M 3x6 DIN 912	29-0500-900	48-3300-935	29-0250-900	29-0500-900										
	52,25	322,50 - 322,99		48-3920-000A		48-3000-310		48-3000-730A																																											48-3000-820 (M 5x20)	M 3x6 DIN 912	48-3300-935	29-0250-900	29-0500-900	29-0500-900				
	50,00	323,00 - 323,49		48-3921-000A	48-3000-310	48-3001-730A	48-3000-820 (M 5x20)	M 3x6 DIN 912	48-3300-935	29-0250-900	29-0500-900	29-0500-900																																																
	50,25	323,50 - 323,99		48-3922-000A	48-3000-310	48-3002-730A							48-3000-820 (M 5x20)	M 3x6 DIN 912	48-3300-935	29-0250-900	29-0500-900	29-0500-900																																										
	50,50	324,00 - 324,49		48-3923-000A	48-3000-310	48-3098-730A													48-3000-820 (M 5x20)			M 3x6 DIN 912	48-3300-935	29-0250-900																																	29-0500-900	29-0500-900		
	50,75	324,50 - 324,99		48-3924-000A	48-3000-310	48-3099-730A															48-3000-820 (M 5x20)				M 3x6 DIN 912	48-3300-935	29-0250-900																																29-0500-900	29-0500-900
	51,00	325,00 - 325,49		48-3925-000A	48-3000-310	48-3000-730A																						48-3000-820 (M 5x20)	M 3x6 DIN 912	48-3300-935	29-0250-900																													
	51,25	325,50 - 325,99		48-3926-000A	48-3000-310	48-3001-730A																										48-3000-820 (M 5x20)	M 3x6 DIN 912	48-3300-935	29-0250-900																									
	51,50	326,00 - 326,49		48-3927-000A	48-3000-310	48-3002-730A																														48-3000-820 (M 5x20)	M 3x6 DIN 912	48-3300-935	29-0250-900																					
	51,75	326,50 - 326,99		48-3928-000A	48-3000-310	48-3098-730A														48-3000-820 (M 5x20)																				M 3x6 DIN 912	48-3300-935	29-0250-900	29-0500-900	29-0500-900																
	52,00	327,00 - 327,49		48-3929-000A	48-3000-310	48-3099-730A																																							48-3000-820 (M 5x20)	M 3x6 DIN 912	48-3300-935	29-0250-900	29-0500-900	29-0500-900										
	52,25	327,50 - 327,99		48-3930-000A	48-3000-310	48-3000-730A																																													48-3000-820 (M 5x20)	M 3x6 DIN 912	48-3300-935	29-0250-900	29-0500-900	29-0500-900				
50,00	328,00 - 328,49	48-4011-000A	48-3000-310	48-3001-730A	48-3000-820 (M 5x20)	M 3x6 DIN 912	48-3300-935	29-0250-900	29-0500-900	29-0500-900																																																		
50,25	328,50 - 328,99	48-4012-000A	48-3000-310	48-3002-730A							48-3000-820 (M 5x20)	M 3x6 DIN 912	48-3300-935	29-0250-900	29-0500-900	29-0500-900																																												
50,50	329,00 - 329,49	48-4013-000A	48-3000-310	48-3098-730A													48-3000-820 (M 5x20)	M 3x6 DIN 912	48-3300-935			29-0250-900	29-0500-900	29-0500-900																																				
50,75	329,50 - 329,99	48-4014-000A	48-3000-310	48-3099-730A																	48-3000-820 (M 5x20)				M 3x6 DIN 912	48-3300-935	29-0250-900																														29-0500-900	29-0500-900		
51,00	330,00 - 330,49	48-4015-000A	48-3000-310	48-3000-730A																								48-3000-820 (M 5x20)	M 3x6 DIN 912	48-3300-935	29-0250-900																												29-0500-900	29-0500-900
51,25	330,50 - 330,99	48-4016-000A	48-3000-310	48-3001-730A																												48-3000-820 (M 5x20)	M 3x6 DIN 912	48-3300-935	29-0250-900																									
51,50	331,00 - 331,49	48-4017-000A	48-3000-310	48-3002-730A																																48-3000-820 (M 5x20)	M 3x6 DIN 912	48-3300-935	29-0250-900																					
51,75	331,50 - 331,99	48-4018-000A	48-3000-310	48-3098-730A																48-3000-820 (M 5x20)																				M 3x6 DIN 912	48-3300-935	29-0250-900	29-0500-900	29-0500-900																
52,00	332,00 - 332,49	48-4019-000A	48-3000-310	48-3099-730A																																									48-3000-820 (M 5x20)	M 3x6 DIN 912	48-3300-935	29-0250-900	29-0500-900	29-0500-900										
52,25	332,50 - 332,99	48-4020-000A	48-3000-310	48-3000-730A																																															48-3000-820 (M 5x20)	M 3x6 DIN 912	48-3300-935	29-0250-900	29-0500-900	29-0500-900				
50,00	333,00 - 333,49	48-4021-000A	48-3000-310	48-3001-730A	48-3000-820 (M 5x20)	M 3x6 DIN 912	48-3300-935	29-0250-900	29-0500-900	29-0500-900																																																		
50,25	333,50 - 333,99	48-4022-000A	48-3000-310	48-3002-730A							48-3000-820 (M 5x20)	M 3x6 DIN 912	48-3300-935	29-0250-900	29-0500-900	29-0500-900																																												
50,50	334,00 - 334,49	48-4023-000A	48-3000-310	48-3098-730A													48-3000-820 (M 5x20)	M 3x6 DIN 912	48-3300-935			29-0250-900	29-0500-900	29-0500-900																																				
50,75	334,50 - 334,99	48-4024-000A	48-3000-310	48-3099-730A																	48-3000-820 (M 5x20)				M 3x6 DIN 912	48-3300-935	29-0250-900																														29-0500-900	29-0500-900		
51,00	335,00 - 335,49	48-4025-000A	48-3000-310	48-3000-730A																								48-3000-820 (M 5x20)	M 3x6 DIN 912	48-3300-935	29-0250-900																												29-0500-900	29-0500-900
51,25	335,50 - 335,99	48-4026-000A	48-3000-310	48-3001-730A																												48-3000-820 (M 5x20)	M 3x6 DIN 912	48-3300-935	29-0250-900																									
51,50	336,00 - 336,49	48-4027-000A	48-3000-310	48-3002-730A																																48-3000-820 (M 5x20)	M 3x6 DIN 912	48-3300-935	29-0250-900																					
51,75	336,50 - 336,99	48-4028-000A	48-3000-310	48-3098-730A																48-3000-820 (M 5x20)																				M 3x6 DIN 912	48-3300-935	29-0250-900	29-0500-900	29-0500-900																
52,00	337,00 - 337,49	48-4029-000A	48-3000-310	48-3099-730A																																									48-3000-820 (M 5x20)	M 3x6 DIN 912	48-3300-935	29-0250-900	29-0500-900	29-0500-900										
52,25	337,50 - 337,99	48-4030-000A	48-3000-310	48-3000-730A																																															48-3000-820 (M 5x20)	M 3x6 DIN 912	48-3300-935	29-0250-900	29-0500-900	29-0500-900				
50,50	338,00 - 338,49	48-4031-000A	48-3000-310	48-3001-730A	48-3000-820 (M 5x20)	M 3x6 DIN 912	48-3300-935	29-0250-900	29-0500-900	29-0500-900																																																		
50,75	338,50 - 338,99	48-4032-000A	48-3000-310	48-3002-730A							48-3000-820 (M 5x20)	M 3x6 DIN 912	48-3300-935	29-0250-900	29-0500-900	29-0500-900																																												
51,00	339,00 - 339,49	48-4033-000A	48-3000-310	48-3098-730A													48-3000-820 (M 5x20)	M 3x6 DIN 912	48-3300-935			29-0250-900	29-0500-900	29-0500-900																																				
51,25	339,50 - 339,99	48-4034-000A	48-3000-310	48-3099-730A																	48-3000-820 (M 5x20)				M 3x6 DIN 912	48-3300-935	29-0250-900																														29-0500-900	29-0500-900		

Kernbohrkopf Typ 28/48 System BTA Gewinde 1-gängig / Flanschverbindung
Trepanning head Type 28/48 System BTA 1-start thread / Flange mount

Bohrkopfgröße Drill head size	Schnittbreite Cutting depth	Bohrbereich Drilling range von from bis to	Bohrrohr ø Da Drill tube outer dia Da [mm]	Bohrkopf Drill head		Kassette Außenschneide und Zwischenschneide Cartridge with peripheral and intermediate insert										Kassette mit Kernschneide Cartridge with core insert			Führungsleisten Guide pads	Mitnehmerstein Driver	Bohrkopf Drill head															
				Komplett Complete	Grundkörper Drill head body	1 x Wendeplatte 1 x Indexable insert	1 x Schraube 1 x Screw	1 x Unterlage 1 x Shim	Variante A Option A		1 x Wendeplatte 1 x Indexable insert	1 x Unterlage 1 x Shim	2 x Schraube Kassette 2 x Screw Cartridge	2 x Wendeplatte 2 x Indexable insert	2 x Unterlage 2 x Shim	1 x Kassette 1 x Cartridge	5 x Führungsleiste 5 x Guide pad	2x Mitnehmerstein 2x Driver	Nur bei Typ 48 Typ 48 only																	
																			2x(3x) Gewindestift 2x(3x) Threaded pin	4 x Schraube 4 x Screw																
41	51,00	340,00 - 340,49	334x298	48-4111-000A	48-4110-110	48-3000-310	48-3000-820 (M 5x20)	48-1500-710	48-3000-730A	01-3750-610-S...	M 6x35 DIN 912	29-0500-900	48-3000-210	48-3000-710	48-3000-210	48-3000-710	48-4110-411	48-2900-160	M 6x14 DIN 912	4 x HM, 1 x Kunststoff 4 x Carbide, 1 x plastic	29-0500-900															
	51,25	340,50 - 340,99		48-4112-000A		48-3001-310			48-3001-730A								48-4120-411																			
	51,50	341,00 - 341,49		48-4113-000A		48-3000-310			48-3002-730A													M 6x14 DIN 912														
	51,75	341,50 - 341,99		48-4114-000A		48-3001-310			48-3098-730A													M 6x14 DIN 912														
	52,00	342,00 - 342,49		48-4115-000A		48-3000-310			48-3099-730A													M 6x14 DIN 912														
	52,25	342,50 - 342,99		48-4116-000A		48-3001-310			48-3000-730A													M 6x14 DIN 912														
	50,00	343,00 - 343,49		48-4121-000A		48-3000-310			48-3001-730A													M 6x14 DIN 912														
	50,25	343,50 - 343,99		48-4122-000A		48-3001-310			48-3002-730A													M 6x14 DIN 912														
	50,50	344,00 - 344,49		48-4123-000A		48-3000-310			48-3098-730A													M 6x14 DIN 912														
	50,75	344,50 - 344,99		48-4124-000A		48-3001-310			48-3099-730A													M 6x14 DIN 912														
	51,00	345,00 - 345,49		48-4125-000A		48-3000-310			48-3000-730A													M 6x14 DIN 912														
	51,25	345,50 - 345,99		48-4126-000A		48-3001-310			48-3001-730A													M 6x14 DIN 912														
	51,50	346,00 - 346,49		48-4127-000A	48-3000-310	48-3002-730A											M 6x14 DIN 912																			
	51,75	346,50 - 346,99		48-4128-000A	48-3001-310	48-3098-730A											M 6x14 DIN 912																			
	52,00	347,00 - 347,49		48-4129-000A	48-3000-310	48-3099-730A											M 6x14 DIN 912																			
	52,25	347,50 - 347,99		48-4130-000A	48-3001-310	48-3000-730A											M 6x14 DIN 912																			
	50,00	348,00 - 348,49		48-4131-000A	48-3000-310	48-3001-730A											M 6x14 DIN 912																			
	50,25	348,50 - 348,99		48-4132-000A	48-3001-310	48-3098-730A											M 6x14 DIN 912																			
	50,50	349,00 - 349,49		48-4133-000A	48-3000-310	48-3099-730A											M 6x14 DIN 912																			
	50,75	349,50 - 349,99		48-4134-000A	48-3001-310	48-3000-730A											M 6x14 DIN 912																			
	51,00	350,00 - 350,49		48-4135-000A	48-3000-310	48-3001-730A											M 6x14 DIN 912																			
	51,25	350,50 - 350,99		48-4136-000A	48-3001-310	48-3002-730A											M 6x14 DIN 912																			
	51,50	351,00 - 351,49		48-4137-000A	48-3000-310	48-3098-730A											M 6x14 DIN 912																			
	51,75	351,50 - 351,99		48-4138-000A	48-3001-310	48-3099-730A											M 6x14 DIN 912																			
	52,00	352,00 - 352,49		48-4139-000A	48-3000-310	48-3000-730A											M 6x14 DIN 912																			
	52,25	352,50 - 352,99		48-4140-000A	48-3001-310	48-3001-730A											M 6x14 DIN 912																			
	42	50,00		353,00 - 353,49	346x310	48-4211-000A			48-4210-110								48-3000-310					48-3300-935	48-1500-710	48-3098-730A	Bei Nachbestellung bitte Maß S angeben When reordering please state dimension S	M 6x40 DIN 912	29-0250-900	48-3000-210	48-3000-710	48-3000-210	48-3000-710	48-4210-411	48-4200-160	M 6x14 DIN 912	4 x HM, 1 x Kunststoff 4 x Carbide, 1 x plastic	29-0500-900
		50,25		353,50 - 353,99		48-4212-000A											48-3001-310							48-3001-730A												
50,50		354,00 - 354,49	48-4213-000A	48-3000-310		48-3098-730A		M 6x14 DIN 912																												
50,75		354,50 - 354,99	48-4214-000A	48-3001-310		48-3099-730A		M 6x14 DIN 912																												
51,00		355,00 - 355,49	48-4215-000A	48-3000-310		48-3000-730A		M 6x14 DIN 912																												
51,25		355,50 - 355,99	48-4216-000A	48-3001-310		48-3001-730A		M 6x14 DIN 912																												
51,50		356,00 - 356,49	48-4217-000A	48-3000-310		48-3098-730A		M 6x14 DIN 912																												
51,75		356,50 - 356,99	48-4218-000A	48-3001-310		48-3099-730A		M 6x14 DIN 912																												
52,00		357,00 - 357,49	48-4219-000A	48-3000-310		48-3000-730A		M 6x14 DIN 912																												
52,25		357,50 - 357,99	48-4220-000A	48-3001-310		48-3001-730A		M 6x14 DIN 912																												
50,00		358,00 - 358,49	48-4221-000A	48-3000-310		48-3098-730A		M 6x14 DIN 912																												
50,25		358,50 - 358,99	48-4222-000A	48-3001-310		48-3099-730A		M 6x14 DIN 912																												
50,50		359,00 - 359,49	48-4223-000A	48-3000-310		48-3000-730A		M 6x14 DIN 912																												
50,75		359,50 - 359,99	48-4224-000A	48-3001-310		48-3001-730A		M 6x14 DIN 912																												
51,00		360,00 - 360,49	48-4225-000A	48-3000-310		48-3098-730A		M 6x14 DIN 912																												
51,25		360,50 - 360,99	48-4226-000A	48-3001-310		48-3099-730A		M 6x14 DIN 912																												
51,50		361,00 - 361,49	48-4227-000A	48-3000-310		48-3000-730A		M 6x14 DIN 912																												
51,75		361,50 - 361,99	48-4228-000A	48-3001-310		48-3001-730A		M 6x14 DIN 912																												
52,00		362,00 - 362,49	48-4229-000A	48-3000-310		48-3002-730A		M 6x14 DIN 912																												
52,25		362,50 - 362,99	48-4230-000A	48-3001-310		48-3098-730A		M 6x14 DIN 912																												
52,50		363,00 - 363,49	48-4231-000A	48-3000-310		48-3099-730A		M 6x14 DIN 912																												
52,75		363,50 - 363,99	48-4232-000A	48-3001-310		48-3000-730A		M 6x14 DIN 912																												

Kernbohrkopf Typ 28/48 System BTA - / Flanschverbindung
Trepanning head Type 28/48 System BTA - / Flange mount

Bohrkopfgröße Drill head size	Schnittbreite Cutting depth	Bohrbereich Drilling range von from bis to	Bohrrohr ø Da Drill tube outer dia Da [mm]	Bohrkopf Drill head		Kassette Außenschneide und Zwischenschneide Cartridge with peripheral and intermediate insert								Kassette mit Kernschneide Cartridge with core insert			Führungsleisten Guide pads	Mitnehmerstein Driver	Bohrkopf Drill head																																																																																															
				Komplett Complete	Grundkörper Drill head body	1 x Wendeplatte 1 x Indexable insert	1 x Schraube 1 x Screw	1 x Unterlage 1 x Shim	Variante A Option A		1 x Wendeplatte 1 x Indexable insert	1 x Unterlage 1 x Shim	2 x Schraube Kassette 2 x Screw Cartridge	2 x Wendeplatte 2 x Indexable insert	2 x Unterlage 2 x Shim	1 x Kassette 1 x Cartridge	5 x Führungsleiste 5 x Guide pad	2x Mitnehmerstein 2x Driver	2x(3x) Gewindestift 2x(3x) Threaded pin	4 x Schraube 4 x Screw																																																																																														
43	50,50	364,00 - 364,49	358x322	48-4311-000A	48-4310-110	48-3000-310	48-3000-820 (M 5x20)	48-3099-730A	01-3750-610-S..	48-3000-210	48-3000-710	48-3000-210	48-3000-710	48-3000-750	48-4310-411	M 6x14 DIN 912																																																																																																		
	50,75	364,50 - 364,99		48-4312-000A		48-3001-310		48-3098-730A											21-0600-860 (M 3x6,7)	48-3000-820 (M 5x20)	48-3001-730A	M 6x35 DIN 912	48-3000-820 (M 5x20)	M 3x6 DIN 912	(2x) M 6x25 DIN 912	48-4330-411	M 6x14 DIN 912	M 6x30 DIN 912	M 10x30 DIN 915	M 12x90 DIN 912																																																																																				
	51,00	365,00 - 365,49		48-4313-000A		48-3001-310		48-3099-730A											22-0600-935												48-3001-730A	29-0500-900	48-3000-820 (M 5x20)	M 3x6 DIN 912	29-0500-900	29-0500-900	48-4330-411	M 6x14 DIN 912	M 6x30 DIN 912	SW 5 DIN 911	SW 10 DIN 911																																																																									
	51,25	365,50 - 365,99		48-4314-000A		48-3001-310		48-3002-730A																																		Bei Nachbestellung bitte Maß S angeben	48-3001-730A	29-0250-900	48-3000-820 (M 5x20)	M 3x6 DIN 912	29-0250-900	29-0500-900	48-4410-411	M 6x14 DIN 912	M 6x30 DIN 912	SW 5 DIN 911	SW 10 DIN 911																																																													
	51,50	366,00 - 366,49		48-4315-000A		48-3001-310		48-3098-730A																																														When reordering please state dimension S	48-3001-730A	48-3300-935	48-3000-820 (M 5x20)	M 3x6 DIN 912	29-0250-900	29-0500-900	48-4410-411	M 6x14 DIN 912	M 6x30 DIN 912	SW 5 DIN 911	SW 10 DIN 911																																																	
	51,75	366,50 - 366,99		48-4316-000A		48-3001-310		48-3099-730A																																																										48-3001-730A	48-3001-730A	48-3300-935	48-3000-820 (M 5x20)	M 3x6 DIN 912	29-0250-900	29-0500-900	48-4410-411	M 6x14 DIN 912	M 6x30 DIN 912	SW 5 DIN 911	SW 10 DIN 911																																					
	52,00	367,00 - 367,49		48-4317-000A		48-3001-310		48-3002-730A																																																																						48-3001-730A	48-3001-730A	48-3300-935	48-3000-820 (M 5x20)	M 3x6 DIN 912	29-0250-900	29-0500-900	48-4410-411	M 6x14 DIN 912	M 6x30 DIN 912	SW 5 DIN 911	SW 10 DIN 911																									
	52,25	367,50 - 367,99		48-4318-000A		48-3001-310		48-3098-730A																																																																																		48-3001-730A	48-3001-730A	48-3300-935	48-3000-820 (M 5x20)	M 3x6 DIN 912	29-0250-900	29-0500-900	48-4410-411	M 6x14 DIN 912	M 6x30 DIN 912	SW 5 DIN 911	SW 10 DIN 911													
	50,00	368,00 - 368,49		48-4321-000A		48-3001-310		48-3099-730A																																																																																														48-3001-730A	48-3001-730A	48-3300-935	48-3000-820 (M 5x20)	M 3x6 DIN 912	29-0250-900	29-0500-900	48-4410-411	M 6x14 DIN 912	M 6x30 DIN 912	SW 5 DIN 911	SW 10 DIN 911	
	50,25	368,50 - 368,99		48-4322-000A		48-3001-310		48-3002-730A																																																																																																										48-3001-730A
	50,50	369,00 - 369,49		48-4323-000A	48-3001-310	48-3098-730A	48-3001-730A	48-3001-730A	48-3300-935	48-3000-820 (M 5x20)	M 3x6 DIN 912	29-0250-900	29-0500-900	48-4410-411	M 6x14 DIN 912	M 6x30 DIN 912	SW 5 DIN 911	SW 10 DIN 911																																																																																																
	50,75	369,50 - 369,99		48-4324-000A	48-3001-310	48-3099-730A														48-3001-730A	48-3001-730A	48-3300-935	48-3000-820 (M 5x20)	M 3x6 DIN 912	29-0250-900	29-0500-900	48-4410-411	M 6x14 DIN 912	M 6x30 DIN 912	SW 5 DIN 911																																																																																				
	51,00	370,00 - 370,49		48-4325-000A	48-3001-310	48-3002-730A													48-3001-730A												48-3001-730A	48-3300-935	48-3000-820 (M 5x20)	M 3x6 DIN 912	29-0250-900	29-0500-900	48-4410-411	M 6x14 DIN 912	M 6x30 DIN 912	SW 5 DIN 911	SW 10 DIN 911																																																																									
	51,25	370,50 - 370,99		48-4326-000A	48-3001-310	48-3098-730A																																				48-3001-730A	48-3001-730A	48-3300-935	48-3000-820 (M 5x20)	M 3x6 DIN 912	29-0250-900	29-0500-900	48-4410-411	M 6x14 DIN 912	M 6x30 DIN 912	SW 5 DIN 911	SW 10 DIN 911																																																													
	51,50	371,00 - 371,49		48-4327-000A	48-3001-310	48-3099-730A																																																48-3001-730A	48-3001-730A	48-3300-935	48-3000-820 (M 5x20)	M 3x6 DIN 912	29-0250-900	29-0500-900	48-4410-411	M 6x14 DIN 912	M 6x30 DIN 912	SW 5 DIN 911	SW 10 DIN 911																																																	
	51,75	371,50 - 371,99		48-4328-000A	48-3001-310	48-3002-730A																																																												48-3001-730A	48-3001-730A	48-3300-935	48-3000-820 (M 5x20)	M 3x6 DIN 912	29-0250-900	29-0500-900	48-4410-411	M 6x14 DIN 912	M 6x30 DIN 912	SW 5 DIN 911	SW 10 DIN 911																																					
	52,00	372,00 - 372,49		48-4329-000A	48-3001-310	48-3098-730A																																																																								48-3001-730A	48-3001-730A	48-3300-935	48-3000-820 (M 5x20)	M 3x6 DIN 912	29-0250-900	29-0500-900	48-4410-411	M 6x14 DIN 912	M 6x30 DIN 912	SW 5 DIN 911	SW 10 DIN 911																									
	52,25	372,50 - 372,99		48-4330-000A	48-3001-310	48-3099-730A																																																																																				48-3001-730A	48-3001-730A	48-3300-935	48-3000-820 (M 5x20)	M 3x6 DIN 912	29-0250-900	29-0500-900	48-4410-411	M 6x14 DIN 912	M 6x30 DIN 912	SW 5 DIN 911	SW 10 DIN 911													
	50,00	373,00 - 373,49		48-4331-000A	48-3001-310	48-3002-730A																																																																																																48-3001-730A	48-3001-730A	48-3300-935	48-3000-820 (M 5x20)	M 3x6 DIN 912	29-0250-900	29-0500-900	48-4410-411	M 6x14 DIN 912	M 6x30 DIN 912	SW 5 DIN 911	SW 10 DIN 911	
	50,25	373,50 - 373,99		48-4332-000A	48-3001-310	48-3098-730A																																																																																																												48-3001-730A
	50,50	374,00 - 374,49		48-4333-000A	48-3001-310	48-3099-730A	48-3001-730A	48-3001-730A	48-3300-935	48-3000-820 (M 5x20)	M 3x6 DIN 912	29-0250-900	29-0500-900	48-4410-411	M 6x14 DIN 912	M 6x30 DIN 912	SW 5 DIN 911	SW 10 DIN 911																																																																																																
	50,75	374,50 - 374,99		48-4334-000A	48-3001-310	48-3002-730A														48-3001-730A	48-3001-730A	48-3300-935	48-3000-820 (M 5x20)	M 3x6 DIN 912	29-0250-900	29-0500-900	48-4410-411	M 6x14 DIN 912	M 6x30 DIN 912	SW 5 DIN 911																																																																																				
	51,00	375,00 - 375,49		48-4335-000A	48-3001-310	48-3098-730A													48-3001-730A												48-3001-730A	48-3300-935	48-3000-820 (M 5x20)	M 3x6 DIN 912	29-0250-900	29-0500-900	48-4410-411	M 6x14 DIN 912	M 6x30 DIN 912	SW 5 DIN 911	SW 10 DIN 911																																																																									
	51,25	375,50 - 375,99		48-4336-000A	48-3001-310	48-3099-730A																																				48-3001-730A	48-3001-730A	48-3300-935	48-3000-820 (M 5x20)	M 3x6 DIN 912	29-0250-900	29-0500-900	48-4410-411	M 6x14 DIN 912	M 6x30 DIN 912	SW 5 DIN 911	SW 10 DIN 911																																																													
	51,50	376,00 - 376,49		48-4337-000A	48-3001-310	48-3002-730A																																																48-3001-730A	48-3001-730A	48-3300-935	48-3000-820 (M 5x20)	M 3x6 DIN 912	29-0250-900	29-0500-900	48-4410-411	M 6x14 DIN 912	M 6x30 DIN 912	SW 5 DIN 911	SW 10 DIN 911																																																	
	51,75	376,50 - 376,99		48-4338-000A	48-3001-310	48-3098-730A																																																												48-3001-730A	48-3001-730A	48-3300-935	48-3000-820 (M 5x20)	M 3x6 DIN 912	29-0250-900	29-0500-900	48-4410-411	M 6x14 DIN 912	M 6x30 DIN 912	SW 5 DIN 911	SW 10 DIN 911																																					
52,00	377,00 - 377,49	48-4339-000A	48-3001-310	48-3099-730A	48-3001-730A	48-3001-730A																																																																								48-3300-935	48-3000-820 (M 5x20)	M 3x6 DIN 912	29-0250-900	29-0500-900	48-4410-411	M 6x14 DIN 912	M 6x30 DIN 912	SW 5 DIN 911	SW 10 DIN 911																											
52,25	377,50 - 377,99	48-4340-000A	48-3001-310	48-3002-730A																																																																																				48-3001-730A	48-3001-730A	48-3300-935	48-3000-820 (M 5x20)	M 3x6 DIN 912	29-0250-900	29-0500-900	48-4410-411	M 6x14 DIN 912	M 6x30 DIN 912	SW 5 DIN 911	SW 10 DIN 911															
50,00	378,00 - 378,49	48-4411-000A	48-3001-310	48-3098-730A																																																																																																48-3001-730A	48-3001-730A	48-3300-935	48-3000-820 (M 5x20)	M 3x6 DIN 912	29-0250-900	29-0500-900	48-4410-411	M 6x14 DIN 912	M 6x30 DIN 912	SW 5 DIN 911	SW 10 DIN 911			
50,25	378,50 - 378,99	48-4412-000A	48-3001-310	48-3099-730A																																																																																																												48-3001-730A	48-3001-730A	48-3300-935
50,50	379,00 - 379,49	48-4413-000A	48-3001-310	48-3002-730A			48-3001-730A	48-3001-730A	48-3300-935	48-3000-820 (M 5x20)	M 3x6 DIN 912	29-0250-900	29-0500-900	48-4410-411	M 6x14 DIN 912	M 6x30 DIN 912	SW 5 DIN 911	SW 10 DIN 911																																																																																																
50,75	379,50 - 379,99	48-4414-000A	48-3001-310	48-3098-730A																48-3001-730A	48-3001-730A	48-3300-935	48-3000-820 (M 5x20)	M 3x6 DIN 912	29-0250-900	29-0500-900	48-4410-411	M 6x14 DIN 912	M 6x30 DIN 912	SW 5 DIN 911																																																																																				
51,00	380,00 - 380,49	48-																																																																																																																

Kernbohrkopf Typ 28/48 System BTA - / Flanschverbindung
Trepanning head Type 28/48 System BTA - / Flange mount

Bohrkopfgröße Drill head size	Schnittbreite Cutting depth	Bohrbereich Drilling range von from bis to	Bohrrohr ø Da Drill tube outer dia Da [mm]	Bohrkopf Drill head		Kassette Außenschneide und Zwischenschneide Cartridge with peripheral and intermediate insert										Kassette mit Kernschneide Cartridge with core insert			Führungsleisten Guide pads	Mitnehmerstein Driver	Bohrkopf Drill head	
				Komplett Complete	Grundkörper Drill head body	1 x Wendeplatte 1 x Indexable insert	1 x Schraube 1 x Screw	1 x Unterlage 1 x Shim	Variante A Option A		1 x Wendeplatte 1 x Indexable insert	1 x Unterlage 1 x Shim	2 x Schraube Kassette 2 x Screw Cartridge	2 x Wendeplatte 2 x Indexable insert	2 x Unterlage 2 x Shim	1 x Kassette 1 x Cartridge	5 x Führungsleiste 5 x Guide pad	2x Mitnehmerstein 2x Driver	Nur bei Typ 48 Typ 48 only			
								1 x Einstellplatte 1 x Stop plate									4 x HM, 1 x Kunststoff 4 x Carbide, 1 x plastic	2x(3x) Gewindestift 2x(3x) Threaded pin	4 x Schraube 4 x Screw			
45	50,00	388,00 - 388,49	382x346	48-4511-000A	48-4510-110	48-3000-310	48-3000-820 (M 5x20)	48-3098-730A	01-3750-610-S..	48-3000-210	48-3000-710	48-3000-210	48-3000-710	48-3000-750	48-4510-411	M 6x14 DIN 912	29-0500-900	48-4200-160	M 10x30 DIN 915	M 12x90 DIN 912		
	50,25	388,50 - 388,99		48-4512-000A		48-3001-310		48-3099-730A														
	50,50	389,00 - 389,49		48-4513-000A		48-3000-310		48-3000-730A														
	50,75	389,50 - 389,99		48-4514-000A		48-3001-310		48-3001-730A														
	51,00	390,00 - 390,49		48-4515-000A		48-3000-310		48-3002-730A														
	51,25	390,50 - 390,99		48-4516-000A		48-3001-310		48-3098-730A														
	51,50	391,00 - 391,49		48-4517-000A		48-3000-310		48-3099-730A														
	51,75	391,50 - 391,99		48-4518-000A		48-3001-310		48-3000-730A														
	52,00	392,00 - 392,49		48-4519-000A		48-3000-310		48-3001-730A														
	52,25	392,50 - 392,99		48-4520-000A		48-3001-310		48-3002-730A														
	50,00	393,00 - 393,49		48-4521-000A		48-3000-310		48-3098-730A														
	50,25	393,50 - 393,99		48-4522-000A		48-3001-310		48-3099-730A														
	50,50	394,00 - 394,49		48-4523-000A	48-3000-310	48-3000-730A																
	50,75	394,50 - 394,99		48-4524-000A	48-3001-310	48-3001-730A																
	51,00	395,00 - 395,49		48-4525-000A	48-3000-310	48-3002-730A																
	51,25	395,50 - 395,99		48-4526-000A	48-3001-310	48-3098-730A																
	51,50	396,00 - 396,49		48-4527-000A	48-3000-310	48-3099-730A																
	51,75	396,50 - 396,99		48-4528-000A	48-3001-310	48-3000-730A																
	52,00	397,00 - 397,49		48-4529-000A	48-3000-310	48-3001-730A																
	52,25	397,50 - 397,99		48-4530-000A	48-3001-310	48-3002-730A																
	50,50	398,00 - 398,49		48-4531-000A	48-3000-310	48-3098-730A																
	50,75	398,50 - 398,99		48-4532-000A	48-3001-310	48-3099-730A																
	51,00	399,00 - 399,49		48-4533-000A	48-3000-310	48-3000-730A																
	51,25	399,50 - 399,99		48-4534-000A	48-3001-310	48-3001-730A																
46	51,00	400,00 - 400,49	394x358	48-4611-000A	48-4610-110	48-3000-310	48-3300-935	48-3000-730A	22-0600-935	48-3000-820 (M 5x20)	M 3x6 DIN 912	48-3000-820 (M 5x20)	M 3x6 DIN 912	(2x) M 6x25 DIN 912	48-4610-411	M 6x14 DIN 912	29-0500-900	29-0500-900	SW 5 DIN 911	SW 10 DIN 911		
	51,25	400,50 - 400,99		48-4612-000A		48-3001-310		48-3002-730A														
	51,50	401,00 - 401,49		48-4613-000A		48-3000-310		48-3098-730A														
	51,75	401,50 - 401,99		48-4614-000A		48-3001-310		48-3099-730A														
	52,00	402,00 - 402,49		48-4615-000A		48-3000-310		48-3000-730A														
	52,25	402,50 - 402,99		48-4616-000A		48-3001-310		48-3001-730A														
	50,00	403,00 - 403,49		48-4621-000A		48-3000-310		48-3002-730A														
	50,25	403,50 - 403,99		48-4622-000A		48-3001-310		48-3098-730A														
	50,50	404,00 - 404,49		48-4623-000A		48-3000-310		48-3099-730A														
	50,75	404,50 - 404,99		48-4624-000A		48-3001-310		48-3000-730A														
	51,00	405,00 - 405,49		48-4625-000A		48-3000-310		48-3001-730A														
	51,25	405,50 - 405,99		48-4626-000A		48-3001-310		48-3002-730A														
	51,50	406,00 - 406,49		48-4627-000A	48-3000-310	48-3098-730A																
	51,75	406,50 - 406,99		48-4628-000A	48-3001-310	48-3099-730A																
	52,00	407,00 - 407,49		48-4629-000A	48-3000-310	48-3000-730A																
	52,25	407,50 - 407,99		48-4630-000A	48-3001-310	48-3001-730A																
	50,00	408,00 - 408,49		48-4631-000A	48-3000-310	48-3002-730A																
	50,25	408,50 - 408,99		48-4632-000A	48-3001-310	48-3098-730A																
	50,50	409,00 - 409,49		48-4633-000A	48-3000-310	48-3099-730A																
	50,75	409,50 - 409,99		48-4634-000A	48-3001-310	48-3000-730A																
	51,00	410,00 - 410,49		48-4635-000A	48-3000-310	48-3001-730A																
	51,25	410,50 - 410,99		48-4636-000A	48-3001-310	48-3002-730A																
	51,50	411,00 - 411,49		48-4637-000A	48-3000-310	48-3098-730A																
	51,75	411,50 - 411,99		48-4638-000A	48-3001-310	48-3099-730A																
52,00	412,00 - 412,49	48-4639-000A	48-3000-310	48-3000-730A																		
52,25	412,50 - 412,99	48-4640-000A	48-3001-310	48-3001-730A																		