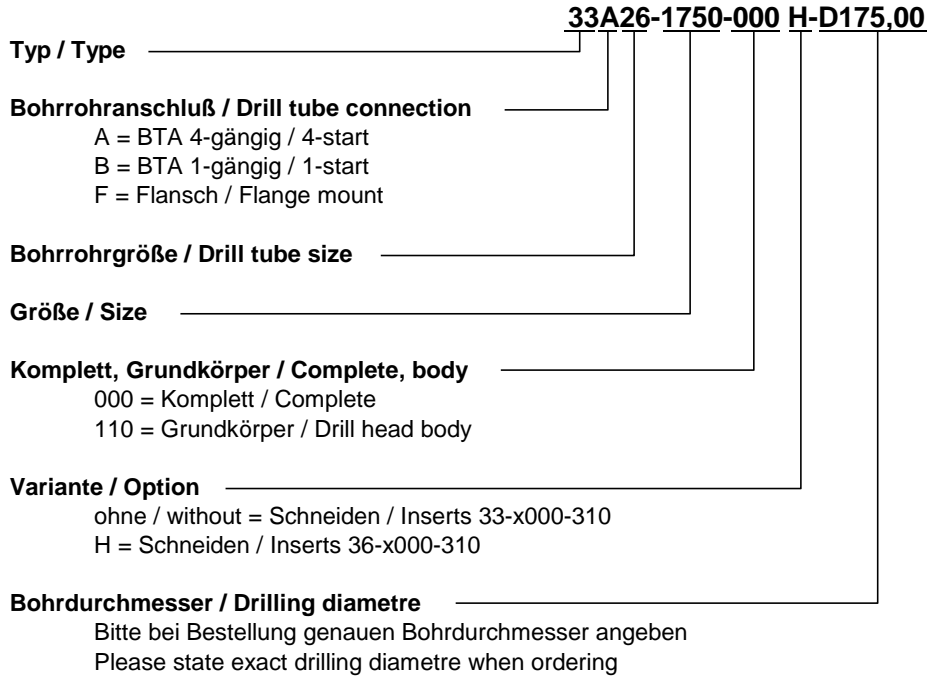


**Bestellinformationen
Ordering information****Bestellbeispiel
Ordering example****33B25-1750-000 -D190,50**

(BTA-Gewinde 1-gängig für BR-Ø142, mit Kunststoff-Führungsleisten, Schneiden Typ 33, Bohr-Ø190,50)
 (BTA-Thread 1-start for drill tube 142, with plastic guide pads, inserts Type 33, drilling diameter 190,50)

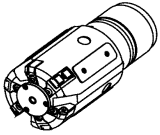
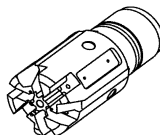
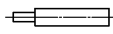
33A27-2000-000 H-D205,00

(BTA-Gewinde 4-gängig für BR-Ø166, mit Kunststoff-Führungsleisten, Schneiden Typ 36, Bohr-Ø205,00)
 (BTA-Thread 4-start for drill tube 166, with plastic guide pads, inserts Type 36, drilling diameter 205,00)

- Bitte beachten Sie unsere Sicherheitshinweise unter www.botek.de.
- Es gelten unsere allgemeinen Geschäftsbedingungen, welche wir als bekannt voraussetzen.
- Wir behalten uns Änderungen jeder Art vor, die aus technischer Weiterentwicklung resultieren. Diese können grundsätzlich nicht als Reklamation anerkannt werden.
- Änderungen, Druckfehler und Irrtum vorbehalten.
- Please note our safety pointers at www.botek.de.
- Our General Standard Terms and Conditions, which we assume as known, apply.
- We reserve the right to make modifications in the interests of technical improvement. Such modifications cannot, in principle, be accepted as justifiable reasons for complaint.
- Subject to change. The manufacturer accepts no responsibility for misprints and other errors.


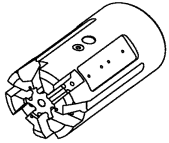
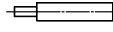
Aufbohrkopf Typ 33A System BTA; Anschlussgewinde 4-gängig außen
Counterboring head Typ 33A System BTA; 4-start connection thread external

Verstellung mit Einstellring
Adjustment using adjusting disc

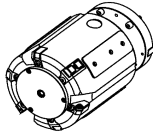
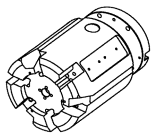
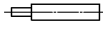

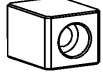


Bohrrohrgröße Drill tube size	Bohrrohr ø Da Drill tube outer dia Da [mm]	Bohrbereich Drilling range von bis from to	Verstellbereich Adjustment range [mm]	Aufbohrkopf Counterboring head		
				Komplett Complete 	Grundkörper Drill head body 	Schlüssel Wrench 
24	130	159,00 - 183,99	25	33A24-1600-000	33A24-1600-110	34-2400-910
25	142	174,00 - 198,99		33A25-1750-000	33A25-1750-110	
27	166	199,00 - 223,99		33A27-2000-000	33A27-2000-110	

Verstellung mit Einstellring

Adjustment using adjusting disc

Bohrrohrgröße Drill tube size	Bohrrohr ø Da Drill tube outer dia Da [mm]	Bohrbereich Drilling range von bis from to	Verstellbereich Adjustment range [mm]	Aufbohrkopf Counterboring head		
				Komplett Complete 	Grundkörper Drill head body 	Schlüssel Wrench 
24	130	159,00 - 183,99	25	33B24-1600-000	33B24-1600-110	34-2400-910
25	142	174,00 - 198,99		33B25-1750-000	33B25-1750-110	
27	166	199,00 - 223,99		33B27-2000-000	33B27-2000-110	
29	190	224,00 - 248,99		33B29-2250-000	33B29-2250-110	34-3000-910
31	214	249,00 - 273,99		33B31-2500-000	33B31-2500-110	
33	238	274,00 - 298,99		33B33-2750-000	33B33-2750-110	
34	250	299,00 - 348,99	50	33B34-3000-000	33B34-3000-110	34-3000-910
39	310	349,00 - 398,99		33B39-3500-000	33B39-3500-110	
43	358	399,00 - 448,99		33B43-4000-000	33B43-4000-110	
47	406	449,00 - 498,99		33B47-4500-000	33B47-4500-110	

Verstellung mit Einstellring
Adjustment using adjusting disc

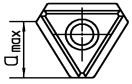

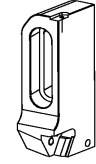

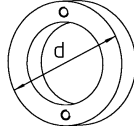
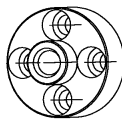
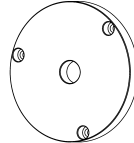

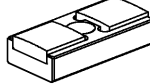

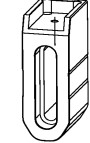
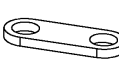
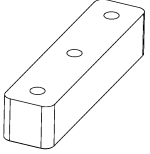
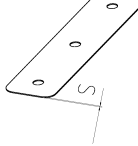

























Bohrrohrgröße Drill tube size	Bohrrohr ø Da Drill tube outer dia Da [mm]	Bohrbereich Drilling range von bis from to	Verstellbereich Adjustment range [mm]	Aufbohrkopf Counterboring head						
				Komplett Complete 	Grundkörper Drill head body 	Schlüssel Wrench 	4x Schraube 4x Screw 	2x Mitnehmerstein 2x Driver 	2x Schraube 2x Screw 	2x Gewindestift 2x Threaded pin 
29	190	224,00 - 248,99	25	33F29-2250-000	33F29-2250-110	34-3000-910	M 10x90 DIN 912	48-2900-160	M 6x30 DIN 912	M 8x30 DIN 915
31	214	249,00 - 273,99		33F31-2500-000	33F31-2500-110					
33	238	274,00 - 298,99		33F33-2750-000	33F33-2750-110					
34	250	299,00 - 348,99	50	33F34-3000-000	33F34-3000-110	34-3000-910	M 12x90 DIN 912	48-4200-160	M 6x30 DIN 912	M 10x30 DIN 915
39	310	349,00 - 398,99		33F39-3500-000	33F39-3500-110					
43	358	399,00 - 448,99		33F43-4000-000	33F43-4000-110					
47	406	449,00 - 498,99		33F47-4500-000	33F47-4500-110					

Bohrbereich Drilling range von bis from to	Verstellbereich Adjustment range [mm]	Kassette mit Außenschneide, Standard Cartridge with peripheral insert, Standard				Einstellung Adjusting disc				HM-Führungsleisten Carbide guide pads			6 x Unterleg- scheibe 6 x Shim	Kunststoff-Führungsleisten (nur Typ 35B) Plastic guide pads (Type 35B only)				
		3 x Wendeplatte 3 x Indexable insert	3 x Unterlage 3 x Shim	3 x Kassette 3 x Cartridge	3 x Einstellplatte 3 x Stop plate	1 x Einstellring 1 x Adjusting disc	1 x Anschlag- scheibe 1 x Stop pin	1 x Deckscheibe 1 x Cover disc	Schraube Screw	3 x Führungsleiste 3 x Guide pad	3 x Schraube 3 x Screw	3 x Kassette 3 x Cartridge		4 x Führungsleiste 4 x Guide pad	4 x Unterlage 4 x Shim	Schraube Screw	Sicherungsscheibe Lock washer	
159,00 - 183,99	25																	
174,00 - 198,99		33-3000-310 (a _{max} = 13mm)	33-3000-710	33-3000-720	01-3750-610-S..			33-1600-540		(3x)M 6x16 DIN 912	10-2500-410 / 160		33-2500-400		34-2301-420 (40x135x28)	34-2303-430 (S= 0,3) 34-2305-430 (S= 0,5) 34-2310-430 (S= 1,0)	(8x) M 6x16 DIN 6912	(8x) SCHNORR-S6
199,00 - 223,99											10-2500-410 / 170							
224,00 - 248,99		22-1600-840 (M 5x15)	22-0610-840 (M 2,5x5,9)	M 10x50 DIN 912	21-0600-860 (M 3x6,7)			33-2000-540		29-0500-900	10-2500-410 / 190		M 6x16 DIN 912				(12x) M 6x16 DIN 6912	
249,00 - 273,99								33-2250-540			10-2500-410 / 224					99-362825-081 (S= 0,5)		(12x) SCHNORR-S6
274,00 - 298,99		22-1200-935	22-0600-925	SW 8 DIN 911	22-0600-935			33-2500-540		(6x)M 6x16 DIN 912	10-2500-410 / 236				99-362820-081 (S= 1,0)			
							33-2750-540			10-2500-410 / 265								



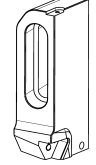









d = Bohrdurchmesser - 125
d = Drilling dia - 125

Bohrbereich Drilling range von bis from to	Verstellbereich Adjustment range [mm]	Kassette mit Außenschneide, Variante H Cartridge with peripheral insert, option H			
		3 x Wendeplatte 3 x Indexable insert	3 x Unterlage 3 x Shim	3 x Kassette 3 x Cartridge	3 x Einstellplatte 3 x Stop plate
159,00 - 298,99		36-4000-310 (a _{max} = 12mm)	36-4000-710	99-562832-014	01-3750-610-S..
		22-1200-831 (M 5x14,2)	22-0610-840 (M 2,5x5,9)	M 10x50 DIN 912	21-0600-860 (M 3x6,7)

Bohrbereich Drilling range von bis from to	Verstellbereich Adjustment range [mm]	Kassette mit Außenschneide, Standard Cartridge with peripheral insert, Standard				Einstellung Adjusting disc				HM-Führungsleisten Carbide guide pads				Kunststoff-Führungsleisten (nur Typ 35B) Plastic guide pads (Type 35B only)			
		3 x Wendeplatte 3 x Indexable insert 	3 x Unterlage 3 x Shim 	3 x Kassette 3 x Cartridge 	3 x Einstellplatte 3 x Stop plate 	1 x Einstellring 1 x Adjusting disc 	1 x Anschlag- scheibe 1 x Stop pin 	1 x Deckscheibe 1 x Cover disc 	Schraube Screw 	3 x Führungsleiste 3 x Guide pad 	3 x Schraube 3 x Screw 	3 x Kassette 3 x Cartridge 	6 x Unterleg- scheibe 6 x Shim 	6 x Führungsleiste 6 x Guide pad 	6 x Unterlage 6 x Shim  (optional)	18 x Schraube 18 x Screw 	18 x Sicherungsscheibe 18 x Lock washer 
299,00 - 348,99	50	33-4000-310 (a _{max} = 17mm)	33-4000-710	33-4000-720	01-3750-610-S..		33-2000-530	33-3000-540	(3x)M 6x16 DIN 912  29-0500-900		33-3000-400						
349,00 - 398,99						33-3000-520	(4x) M 8x16 DIN 912 	33-3500-540		M 6x16 DIN 912 		33-4000-872	34-3702-420 (50x210x50)	99-542416-013 (S= 0,5)	M 8x16 DIN 6912 	SCHNORR-S8	
399,00 - 448,99				(2x) M 10x50 DIN 912 	21-0600-860 (M 3x6,7) 			33-4000-540	(6x)M 6x16 DIN 912 						99-542426-013 (S= 1,0)	29-0600-900	
449,00 - 498,99				SW 8 DIN 911 	22-0600-935 			33-4500-540	29-0500-900 								

d = Bohrdurchmesser - 240
d = Drilling dia - 240

Bohrbereich Drilling range von bis from to	Kassette mit Außenschneide, Variante H Cartridge with peripheral insert, option H			
	3 x Wendeplatte 3 x Indexable insert 	3 x Unterlage 3 x Shim 	3 x Kassette 3 x Cartridge 	3 x Einstellplatte 3 x Stop plate 
299,00 - 498,99	36-4000-310 (a _{max} = 12mm)	36-4000-710	99-562832-014	01-3750-610-S..
				
	22-1200-831 (M 5x14,2)	22-0610-840 (M 2,5x5,9)	(2x) M 10x50 DIN 912	21-0600-860 (M 3x6,7)
				
	22-1200-935	22-0600-925		